


Tales 4U

First Grade

Name:


Group:





The alphabet

Listen, point and repeat.




Say the words, trace and colour.



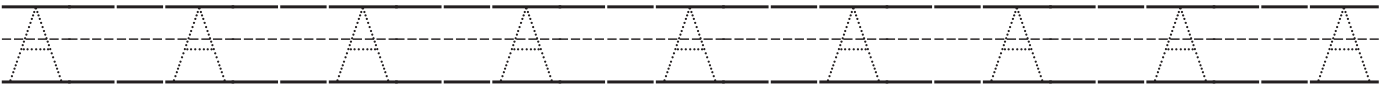
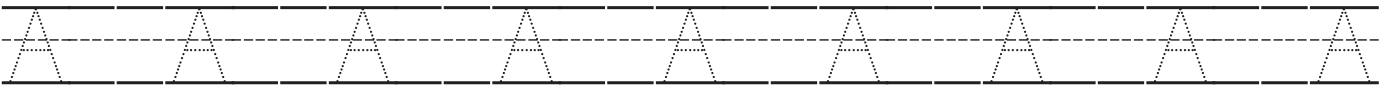
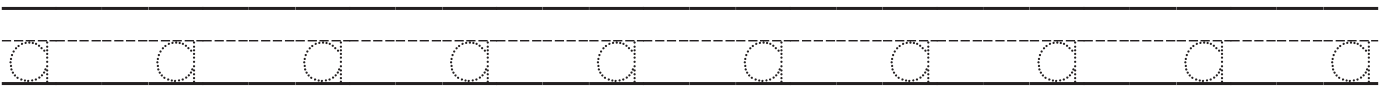
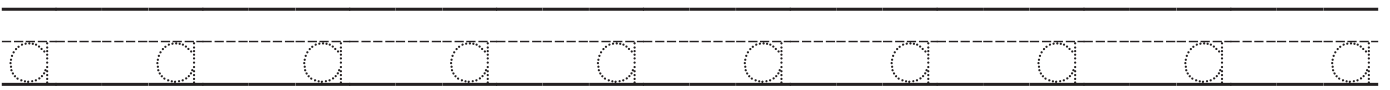

alligator



apple




airplane





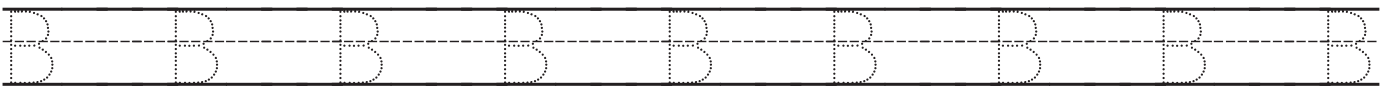
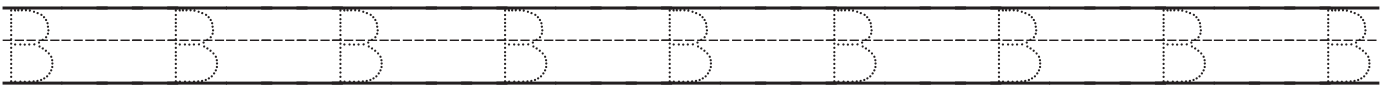

bear



book



boat






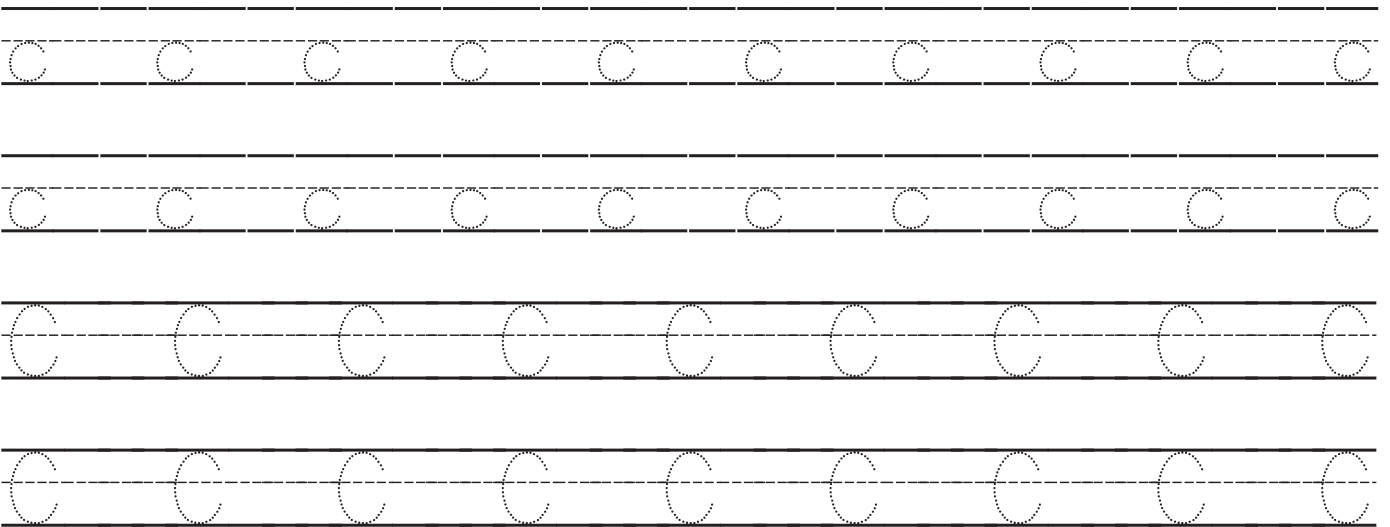

cake



car




cat





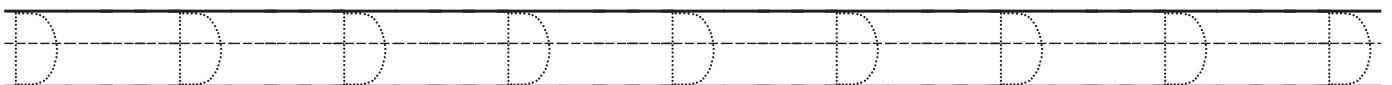
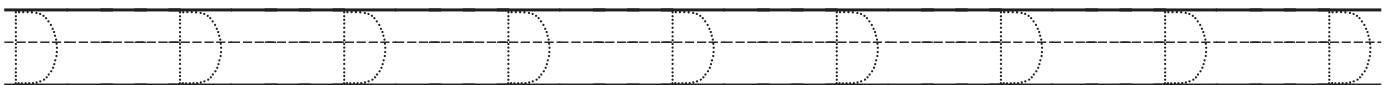

doughnut



dolphin




dog





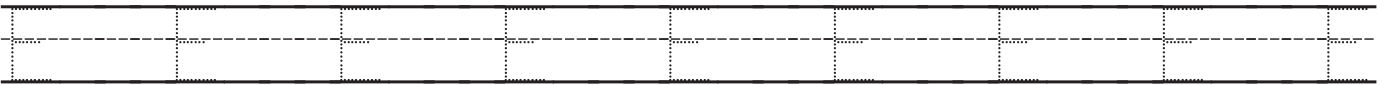
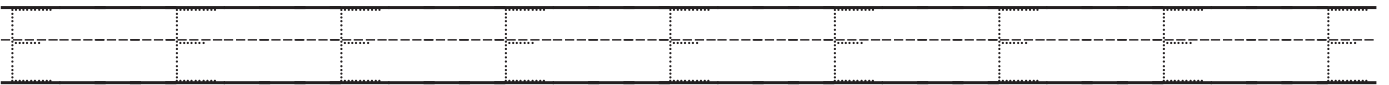


elephant




eyes



egg





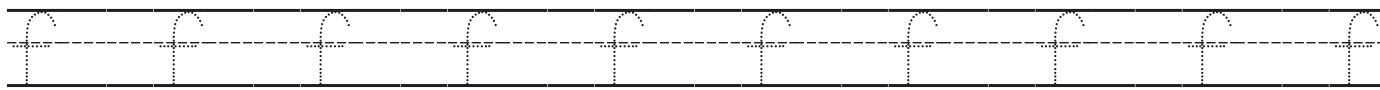

fish


5

five



frog





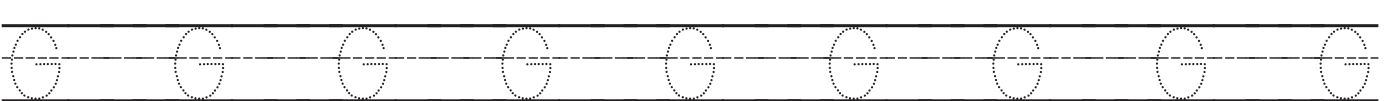
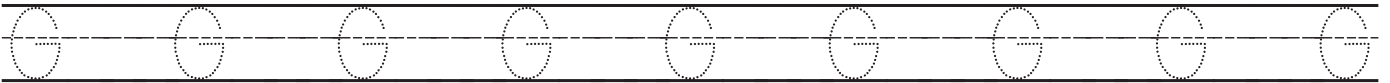
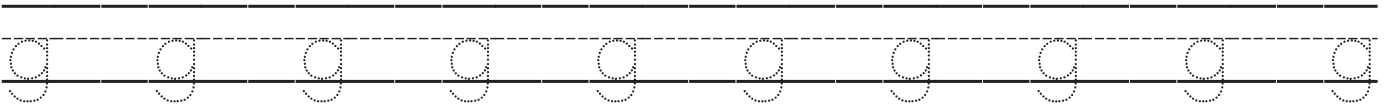
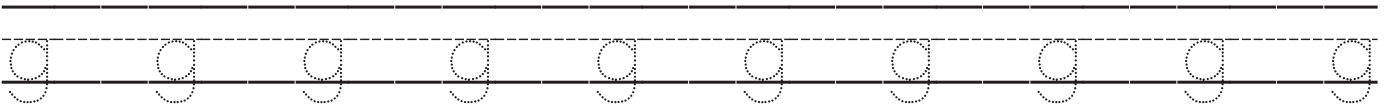
gorilla



girl




grass





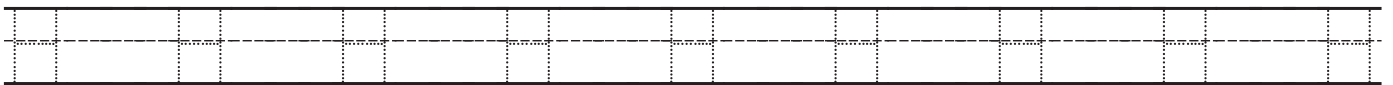
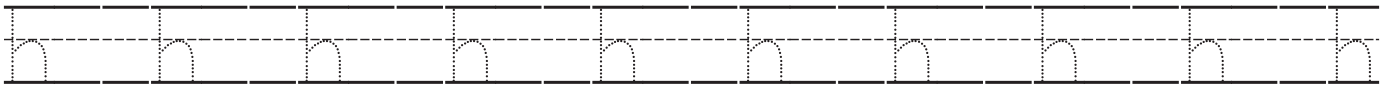
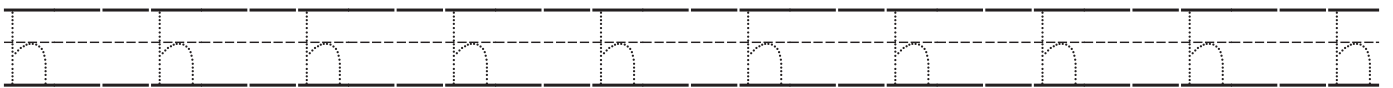
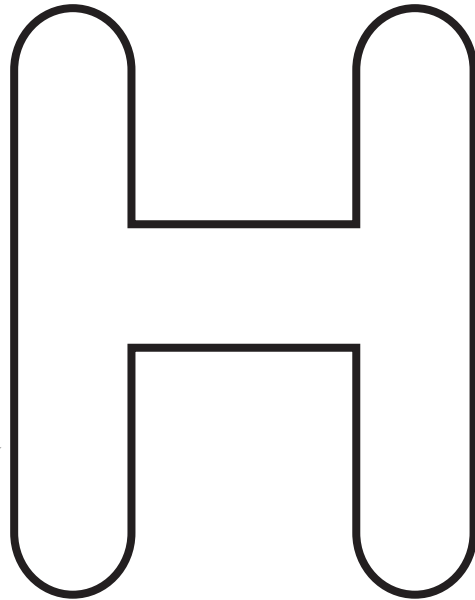

horse




house




hat








igloo



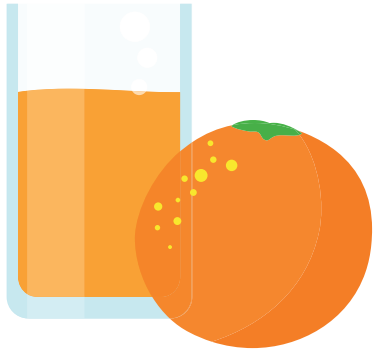
ice cream



island



Four sets of handwriting practice lines. Each set consists of a solid top line, a dashed middle line, and a solid bottom line. The first two sets have vertical dashed lines for letter height guides, while the last two sets have vertical solid lines for letter width guides.




juice



jellyfish



jacket



Tracing practice for the letter J. The first two rows contain lowercase 'j's, and the last two rows contain uppercase 'J's. Each row consists of a solid top line, a dashed middle line, and a solid bottom line. The first row has 10 lowercase 'j's, the second row has 10 lowercase 'j's, the third row has 10 uppercase 'J's, and the fourth row has 10 uppercase 'J's.



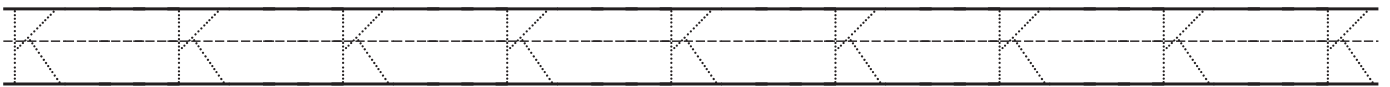



koala

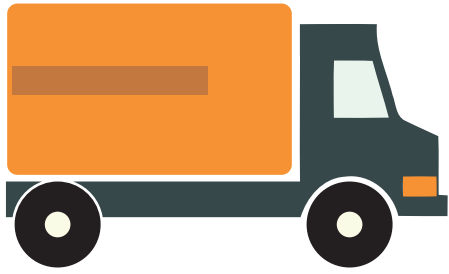


kangaroo



key






lorry



lion



ladybug



Four sets of handwriting practice lines, each consisting of a solid top line, a dashed middle line, and a solid bottom line, with vertical grid lines for alignment.




monkey



milk



marbles



m m m m m m m m m m

m m m m m m m m m m

M M M M M M M M M M

M M M M M M M M M M



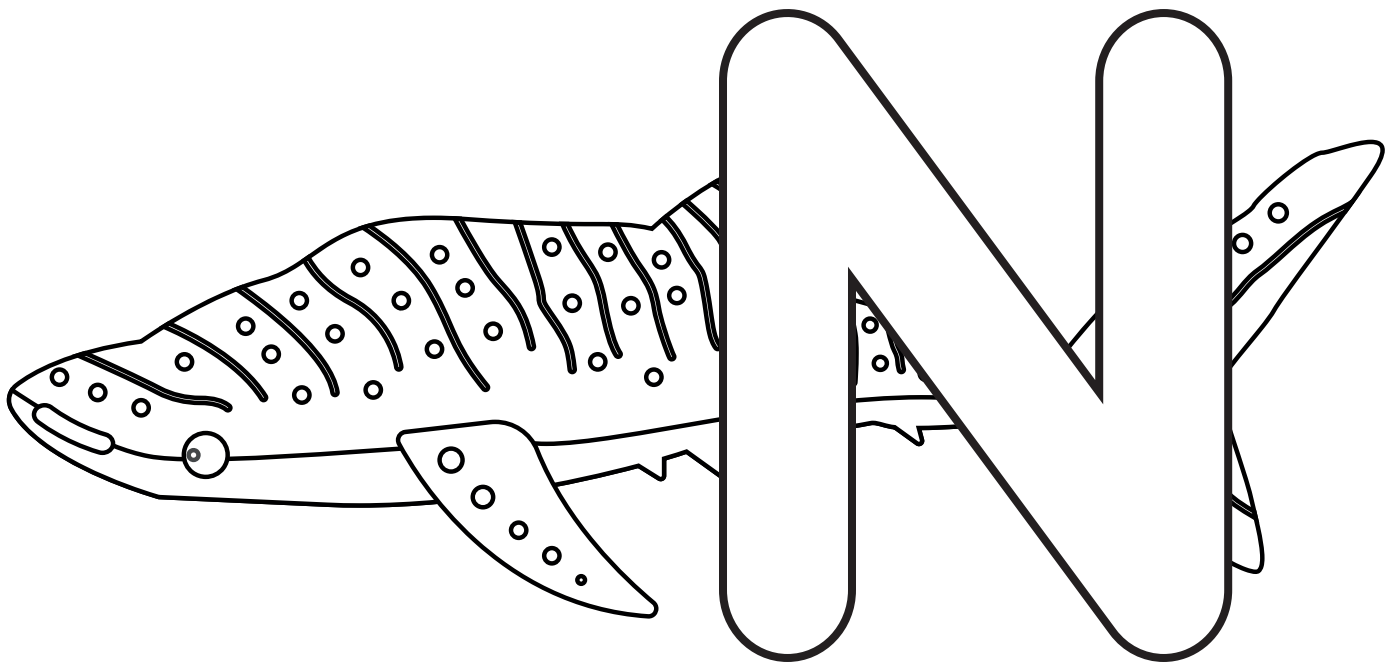
notebook



nest



night



n n n n n n n n n n

n n n n n n n n n n

N N N N N N N N N N


N N N N N N N N N N



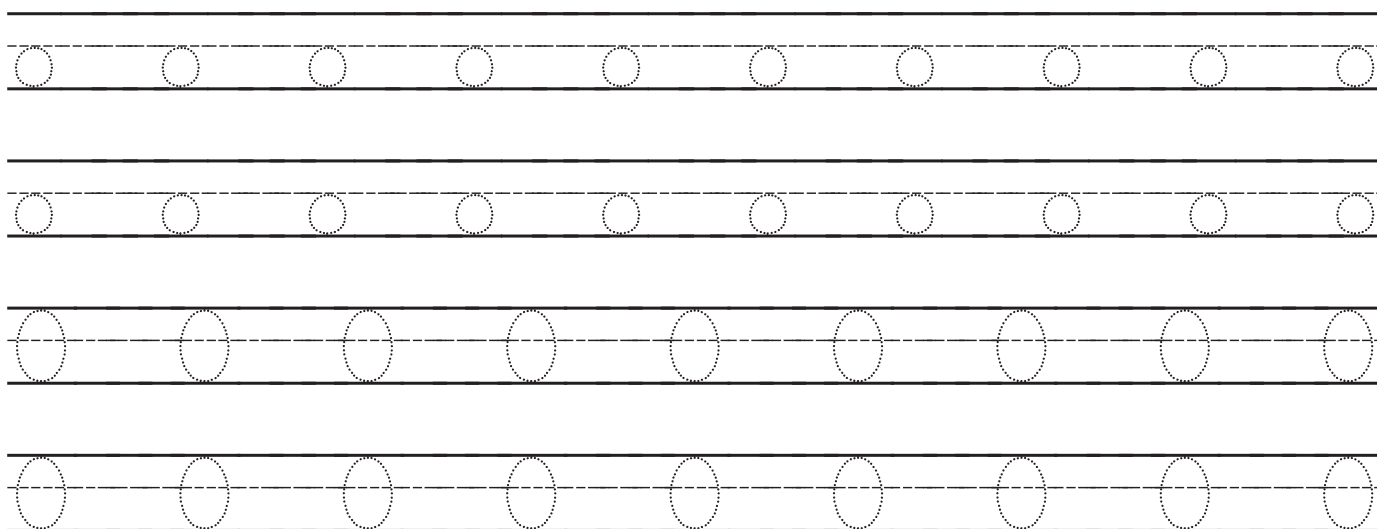
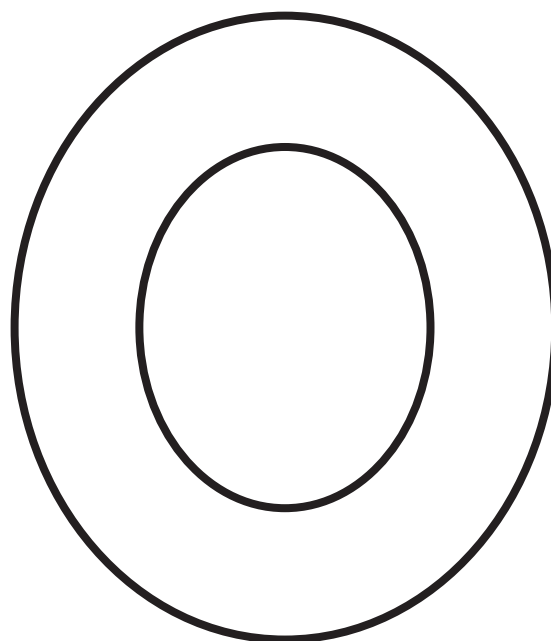

octopus




owl



orange





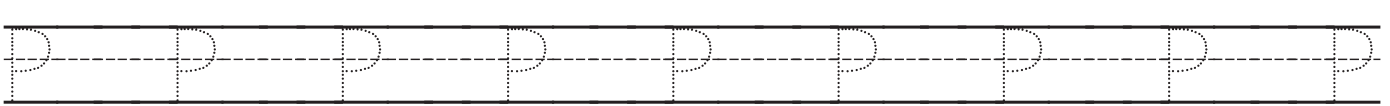
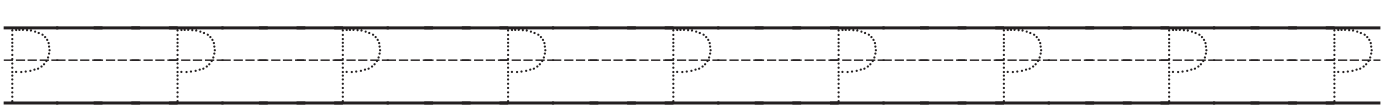
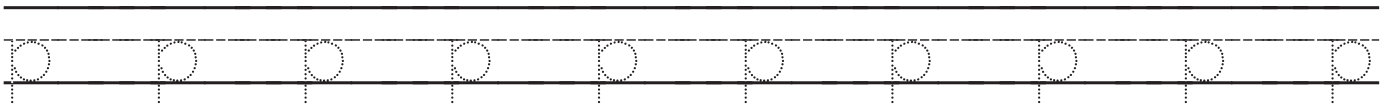
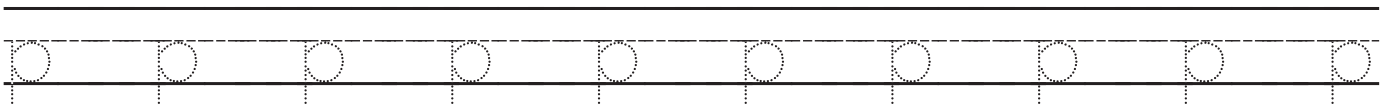

pig



parrot



pencil



Look at the pictures and trace the correct words.
Cross out the incorrect ones.



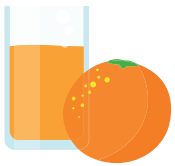
cake

apple



dolphin

frog



milk

juice



lorry

car



notebook

book

Trace the sentence. Remember to put a period at the end.

I love to write, I love to write

I love to write, I love to write

I love to write, I love to write

I love to write, I love to write

I love to write, I love to write

Say the words, trace and colour.



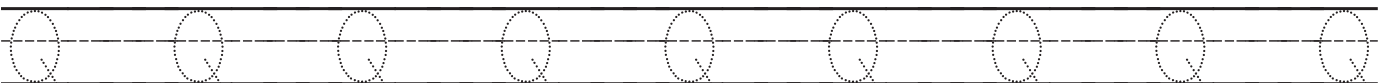
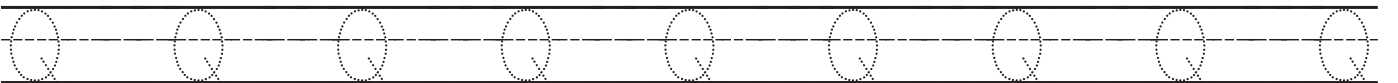
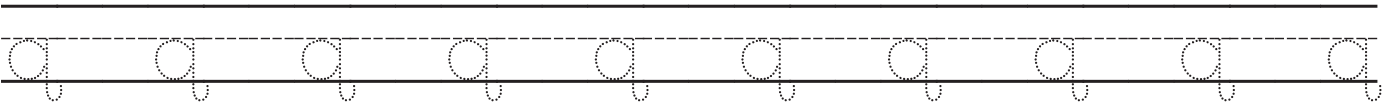
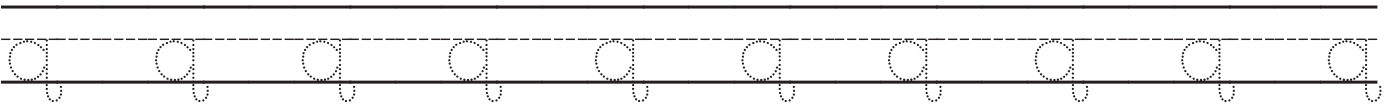


question



queue



queen






rabbit



ruler



ring



r r r r r r r r r r r r r r r r


r r r r r r r r r r r r r r r r

R R R R R R R R R R R R R R R R


R R R R R R R R R R R R R R R R





scissors




slide



snake







train



teacher



turtle



Four sets of handwriting practice lines, each consisting of a solid top line, a dashed middle line, and a solid bottom line.



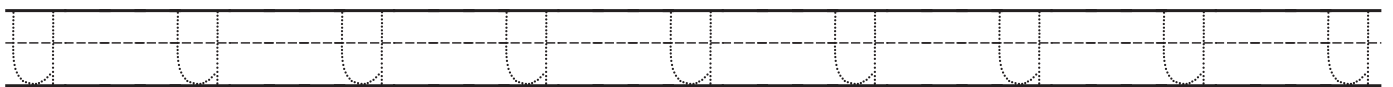
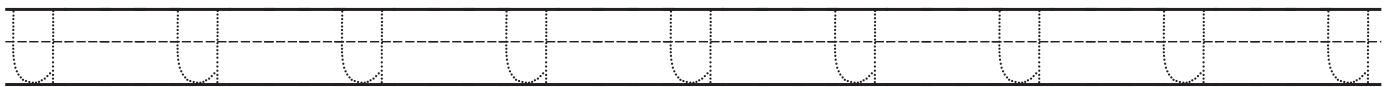




uniform



unicorn



umbrella








vase




volcano




violin





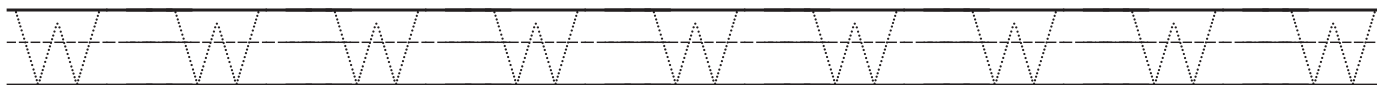
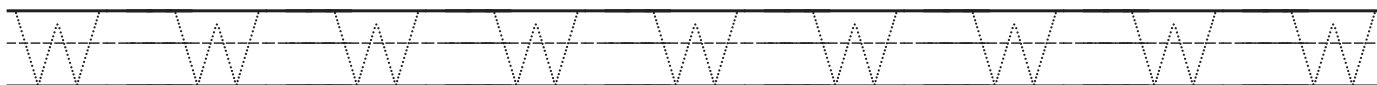
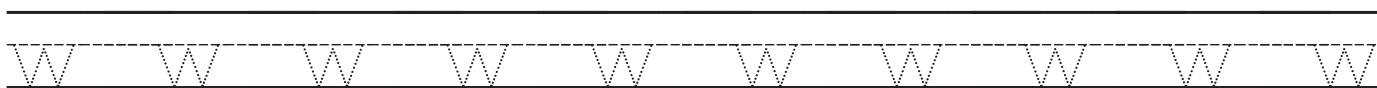

window




whale




water








x-ray



hexagon




box






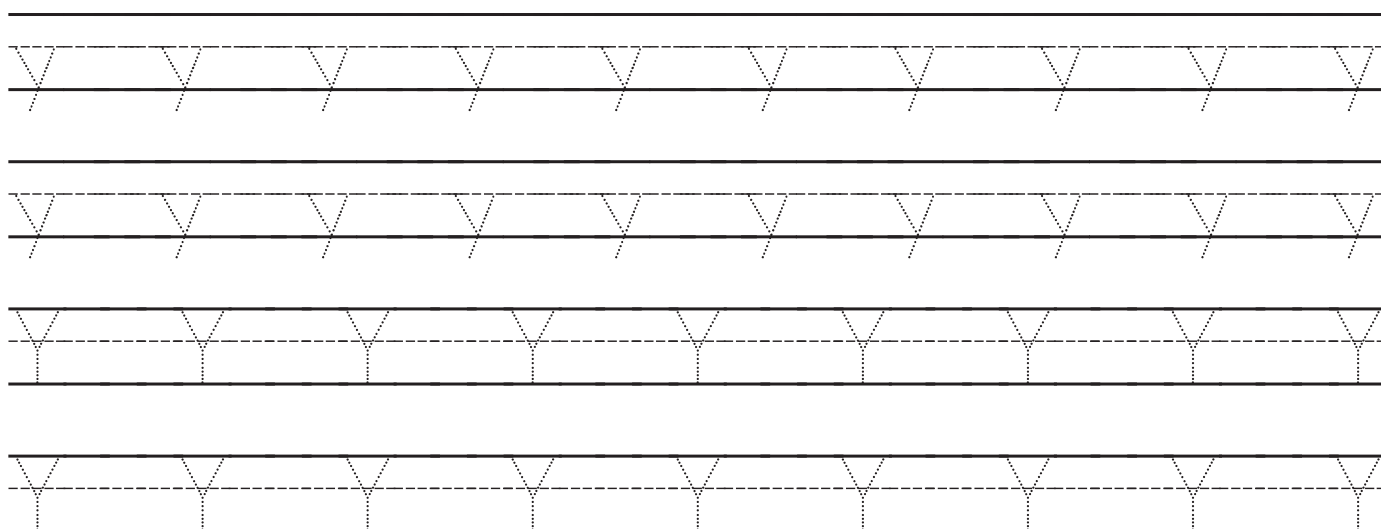
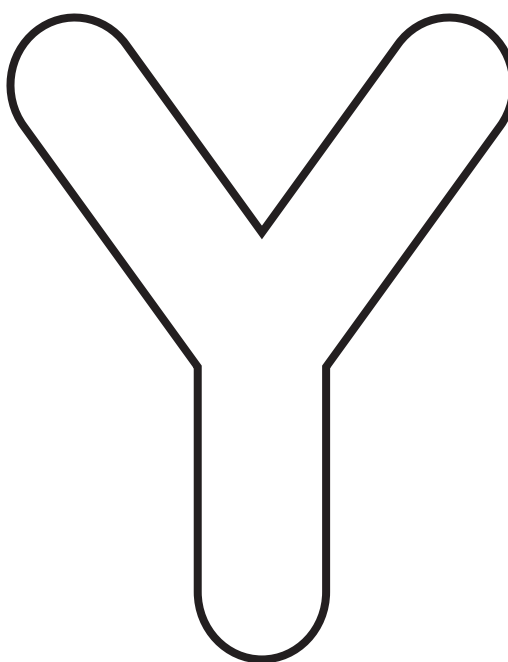

yogurt



yo-yo



yarn






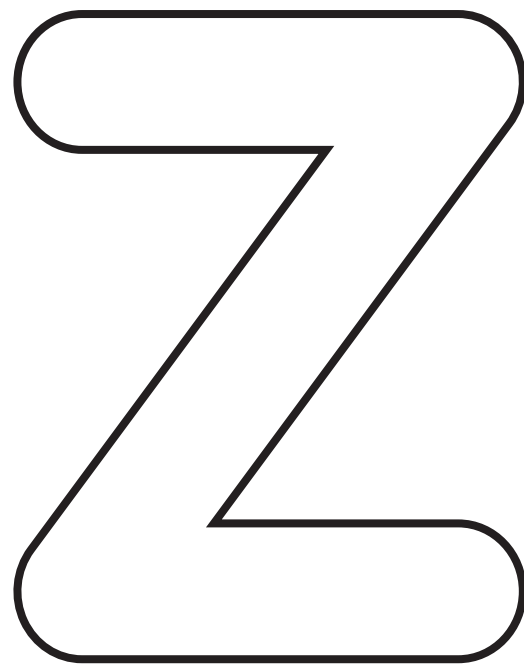

zebra



zipper



zoo



Let's read and write

Look and say the letters and the words.



Read and write

Name

Surname

Read and copy.

1 I like to see animals at the zoo.

Handwriting practice lines for the first sentence, consisting of a solid top line, a dashed middle line, and a solid bottom line.

2 My friends like to eat ice cream.

Handwriting practice lines for the second sentence, consisting of a solid top line, a dashed middle line, and a solid bottom line.

3 I like to play in the park.

Handwriting practice lines for the third sentence, consisting of a solid top line, a dashed middle line, and a solid bottom line.

3 I like to play in the park.

Handwriting practice lines for the fourth sentence, consisting of a solid top line, a dashed middle line, and a solid bottom line.


Look at the pictures. Tick if the sentence is correct (✓) or cross (x) if it is wrong.



This is a gorilla.



This is an apple.



This is a door.



This is an umbrella.



This is a volcano.



This is a ruler.



This is a book.

Look at the pictures. Unscramble the words.



tba o



usqeoint




bnoooetk



topocsu



ppianep le



parilaen



wetses



pylagorund



A day at school

My mum **takes** me to school early in the morning. The teacher **says** "Hello" to all my friends and me. We **learn** the ABC and the one, two, three. We **play** and **sing**, then **write** and **colour** nice pictures in our books. It is lunch time and my friends and I **go** to the playground. First, we **eat** then we **play**.

"I **have** an apple," **says** Ben. "I **have** a sandwich," **says** Ann.

I **have** a banana and some yogurt. Let's **eat** our lunch. The bell **rings** and we **know** it is time to **go back** to the classroom. The teacher **is waiting** for us. The teacher **writes** some letters on the board and we **read** them to **discover** the secret message; we can **read!**

It is time to **go home**. Another school day **ends**. Tomorrow we will **see** you again.



Do you remember?

Where is the child?

- A At the beach
- B At school
- C At the park

Who says “Hello” when the children arrive?

- A Mum
- B The children
- C The teacher

What are the children having for lunch?

- A A cake
- B An apple, a banana and a sandwich
- C A hamburger, a sandwich and some ice-cream



The zoo

I like Sundays. My parents take me to different places. We go to the movies or to the park, but today we are going to the zoo.

My dad told me some safety rules like - "Don't go far from me." or "Avoid talking to strangers."

My mum and grandma show me some pictures about the animals we are going to see.

"This is a **giraffe**. It is tall and thin. It eats leaves from the top of the trees."

Those are **alligators**. They are dangerous because they eat meat. They like to lie down on the rocks to heat their bodies.

We are now at the zoo. The first animal we can see is a big brown **bear**.

Next we can see other animals like: **elephants, monkeys, hippos, penguins** and **dolphins**.

Before we go, we can visit the **snakes**. They are next to the **turtles**. They look like the ones I see in the pictures.

We walk and walk through the zoo. Grandma, mum and dad are tired. We have some ice cream in front of the lake. I think this could be a nice picture.

I take my dad's camera and tell them to smile. We have a nice photo to remember this day.

In the car, we talk about the animals. My mum asks, "Where would you like to go next Sunday?"

Then I say, "I'd like to visit the zoo again!"



Do you remember?

How many animals were mentioned in the story?

eight


ten

nine

Write the names of three animals.

Find out who

Which animal eats leaves?






Who is tired?

- A Mum, dad and grandpa
- B Grandpa, grandma and mum
- C Mum, dad and grandma

My toys

Can you name the things?



Complete the sentence.

My favourite toy is _____.

My toys

Can you name the things?

Today is Saturday and I don't have to go to school. I am bored and there aren't any interesting programmes on TV. My mum is cooking so she cannot play with me. My dad is fixing the car and he says it is dangerous for me to be there.

I go to my bedroom and take some toys to play with my brother Tom. "Tom, I have an idea! It's a new game! You go out and I close the door. You count to twenty while I hide the toys. Then you have to find them."

"That's a great idea!" said Tom.

"Let's start ... one ... two ... three ... It's twenty now!"

"Ready or not, I am coming."

My brother Tom opens the door and I tell him to look carefully.

"The **toy car** is under the chair. The **ball** is behind the mirror. The **marbles** are next to the books. The **kite** is behind the lamp. But I don't know where the **doll** is. I can see your **teddy bear** on my bed. I can see my **robot** in the toy box."

"Look carefully!" "You can do it, Tom!" I said.

Yes, I can! Tom said. "I think ... There it is! The doll is between the computer and the lamp!"

Then I count and Tom hides the toys. Dinner is ready and we stop the game, but it's so fun to play that we'll do it later again.



Do you remember?

1 The kids were not at school because...




- A** it was raining.
- B** they were sick.
- C** it was Saturday.


2 Mum could not play because...

- A** she was cooking.
- B** she was working.
- C** she was fixing the car.

3 The kids could not finish the game because ...

- A** they were tired.
- B** they had to go to school.
- C** dinner was ready.





A secret message

Practise the alphabet and number the letters from one to twenty-six. Discover the secret message!



.....
25 15 21 1 18 5

.....
1 23 5 19 15 13 5

Stuffed animals

I have a beautiful little stuffed giraffe. It's a gift from my mum. It has a long neck, long legs, a short tail, and little horns. It's yellow with brown spots.

My giraffe does not have a name yet. I can't decide which one I want.

I also have a stuffed dog; it is white with black spots. It's bigger than my giraffe. It has long ears, a long tail, short legs and a short neck. It has a small nose, big eyes and a big mouth, too. It doesn't have a name yet. I don't know which one to choose.

For my birthday, I want a stuffed owl. I want it to be brown with a white chest. Owls have big eyes, a small beak, medium size wings, little feet and a small body.

This morning I wrote a list of three names, this time I'll be ready. If my mum gives me an owl. Its name will be Pully, my dog's will be Tin and my giraffe's will be Ken. They are all cute names.



Do you remember?

Read and choose the best answer.

1 Which is the first animal that appears in the text?

- A** A dog
- B** An owl
- C** A giraffe

2 Which is the last animal that appears in the text?

- A** A dog
- B** An owl
- C** A giraffe

3 The name “Pully” will be for the ...

- A** dog.
- B** owl.
- C** giraffe.



Find out who

Describe one of the stuffed animals from the story and ask a friend to guess what animal it is.

Think and choose

Read and answer the questions.

1 What title can you give to the story?

- A** My stuffed animals
- B** My gifts
- C** My animals

2 Which animals have a short neck?

- A** The dog and the giraffe
- B** The giraffe and the owl
- C** The dog and the owl


What about you?

Read and answer the questions.

1 What stuffed animals do you have at home?

2 Which one is your favourite?

Draw your favourite stuffed animal, write its name and tell a friend why you like it.



My family

Mum is in the kitchen. She is preparing dinner for us. Dad is in the living room. He is reading a book and taking care of my little sister. My big brother is in his bedroom. He likes to play video games. He does not have homework today. My big sister is in the dining room. She is painting; that's her hobby. My grandpa is in the yard. He likes to read outside. My grandma likes to knit sweaters in the kitchen where mum is. I am in my bedroom. I am doing my homework. I want to watch TV, but I have to finish it first. We have a dog that likes to lie down in front of the bathroom and we also have a cat that likes to play in the laundry room.



Do you remember?

Read and circle the best answer.

1 What is mum doing in the kitchen?

- A** She is knitting sweaters.
- B** She is preparing dinner.
- C** She is preparing lunch.

2 What is dad doing?

- A** He's reading a book and watching TV.
- B** He's reading a book and taking care of his little daughter.
- C** He's reading a book and playing video games.

3 What does grandpa do in the yard?

- A** He plays
- B** She reads
- C** He reads

4 What is the big sister's hobby?

- A** Reading
- B** Painting
- C** Playing video games

Find out who

Read and choose the correct answer.

1 Who is in the living room?

- A Dad
- B Mum
- C Grandpa

2 Who is in the yard?

- A Grandma
- B Big sister
- C Grandpa

3 Who is in the kitchen?


- A Mum and grandma
- B Dad and little sister
- C Grandpa and grandma

4 Who likes to play video games?

- A Big brother
- B Big sister
- C Little sister

Think and choose

Match the people with the objects according to the text.



What about you?


1 How many rooms does your house have?

.....

2 What is your favourite room?

.....

Draw your favourite room.



The break

Every day at school my friends and I have lunch together. Sometimes we share our food. Today I am having a **ham and cheese sandwich**, some **strawberry yogurt**, an **apple**, some **jelly** and **orange juice**.

My friends have **chicken sandwiches**, **chicken nuggets**, **chips**, **chocolate milk**, **grape juice**, **melon**, **peaches** and **apples** – we like to share our fruit.

We sit down in the middle of the playground to eat. After we eat our food, we buy **gummy worms** and we share them too.

Then we play at the **see-saw** and the **swings** and sometimes we **skip rope** while practising spelling.



Do you remember?

Read and circle the correct answer.

1 What does the girl share with her friends?

- A** Her breakfast
- B** Her homework
- C** Her skipping rope

2 What's not in the girl's lunch?

- A** A ham and cheese sandwich
- B** Orange juice
- C** Chicken nuggets

3 What's in the girl's lunch?





- A** Some jelly
- B** A green apple
- C** Some blueberry yogurt

4 What do her friends have for lunch today?

- A** Melon, peaches and bananas
- B** Chocolate milk, orange juice and cheese sandwiches
- C** Chips, melon and peaches

Find out who

Look and circle the food that was mentioned in the second paragraph.



Read the text again and circle using colours:

Red
food

Purple
drinks



Blue
fruit

Yellow
games

Green
junk food

What about you?

Comment in class on which of these games you play at break time and why you like them.



My mum

My mum's name is Kelly. She has big eyes; they are brown. Her eyelashes are very long and her eyebrows are black. My mum has a small nose and a big mouth with thick lips. She has small ears, and she wears two earrings in each. My mum has long, curly, brown hair. She likes to comb her hair and get a ponytail. My mum is tall and very thin. My mum is beautiful. She likes to wear a pink blouse and blue jeans with her sneakers.

My mum is very funny and friendly. She likes to play with me and I love to play with her too.

What's your mum like?



Do you remember?

Look and circle the correct hair according to the reading.



Read and answer the questions.

1 Which description is correct?

- A** My mum has small eyes and big eyebrows.
- B** My mum has small ears and one earring in each one.
- C** My mum has two earrings in each ear.

2 What colour is the mum's hair?

- A** Brown
- B** Black
- C** Blue

Think and choose

Read the text again and find the missing words.

1 Kelly likes to _____ a pink blouse.

2 Kelly likes to _____ blue _____ with her _____.

What about you?

Read and write about your mum.

- **What does your mum look like?**

My mum is _____.

My mum has got _____.

My mum is not _____.

She is _____.


Draw a picture of your mum.




My mum's name

Colours


Look, read and colour the circles.




UNIT
3




red




pink




yellow




orange




grey




blue




brown



black



green



purple

**Read and circle the words with the correct colour.
Then complete the sentences. There is one example.**

an owl

Owls are _____ brown _____.

a strawberry

Strawberries are _____.

a bee

Bees are _____ and _____.

a mouse

Mice are _____.

a turtle

Turtles are _____.

What's that?

It's all colours that there are!

What's that?

It's all colours that there are!

What is **red**? A rose, an apple and my heart!

What is **pink**? A pig, a flower and my shirt!

What is **yellow**? A bird, my pencil and the sun!

What is **orange**? My juice, a carrot and some fish!

Colours, colours all round! Look, look - pin, pon, pa!

Colours, colours all round! Look, look - pin, pon, pa!

What's that?

It's all colours that there are!

What's that?

It's all colours that there are!

What is **blue**? The sky, the ocean and my jeans!

What is **brown**? My teddy, chocolate and my cat!

What is **black**? My shoes, a horse and the night!

What is **green**? Frogs, leaves and some trees!

Colours, colours all round! Look, look - pin, pon, pa!

Colours, colours all round! Look, look - pin, pon, pa!

Do you remember?

1 How many colours are there in the song?

- A** nine
- B** six
- C** eight

1 Which of these are orange?

- A** Frogs, leaves and some trees!
- B** A bird, my pencil and the sun!
- C** My juice, a carrot and some fish!

Find out who

According to the song, draw a thing or an animal under each colour.

BLACK

RED

YELLOW

BLUE

Think and choose

Look and write the missing letters.

1. gr _ _ n

2. wh _ t _

3. y _ ll _ w

4. bl _ _

5. bl _ ck

6. p _ rpl _

7. _ r _ ng _

8. gr _ y

9. p _ nk

10. r _ d

11. br _ wn

12. g _ ld _ n

What about you?

Read and answer the questions.

1. What is your favourite colour?

_____.

2. What colours are you wearing now?

_____.

3. What colours is your teacher wearing?

_____.

Shaking body

Look and draw lines to match the parts of the body.

Hair

Nose

Ear

Eye

Neck

Chest

Wrist

Hand

Knee

Foot

Head

Eyebrow

Mouth

Chin

Shoulder

Elbow

Arm

Tummy

Leg

Ankle



Shaking body

Look and draw lines to match the parts of the body.

Shaking, shaking, shaking body!

Shaking, shaking, shanking body!

Start with your hair, then with your head

Go with your nose and then your eyebrows

Now with your ears, then try your mouth

Next with your eyes, time for your chin too

Shaking, shaking, shaking body!

Shaking, shaking, shaking body!

Stop!

You're frozen!

Are you ready!

Here it comes again!

Shaking, shaking, shaking body!

Shaking, shaking, shaking body!

Time for your elbows and your chest

Show your arms and hold your tummy

Shake now your hands and legs and knees

It's very fun the shaking body!

Shaking, shaking, shaking body!

Shaking, shaking, shaking body!



Do you remember?

Read and choose the correct answer.

1 What parts are in your face?

- A** Mouth, head and hair
- B** Mouth, eyes and nose
- C** Mouth, ears and hair

2 What parts do you use to run?

- A** Feet, legs and arms
- B** Legs, knees and feet
- C** Arms, head and knees

Find out who

Read and cross out the incorrect words.

1. What part of your body helps you to eat?

chest

tummy

mouth

2. What part of your body helps you to hear?

ears

neck

hand

3. What part of your body helps you to smell?

eyes

nose

mouth

Think and choose

Read, look and match.

- With my nose I can smell a pajaritos
- With my ears I can hear a niño acariciando a su perro
- With my eyes I can see flor
- With my hands I can touch naranjas
- With my mouth I can eat campana sonando

What about you?

Read and answer the questions.

1. What is your favourite sport?

2. What parts of your body do you use when you play it?

The ABC of English

Look and write the missing letters.

A a B b C c _ _

E e F f _ _ H h

I i _ _ K k L l

M m N n O o _ _

Q q R r _ _ T t

U u _ _ W w X x

_ _ Z z

Time to learn the ABC, you will see how fun it is!

Time to learn the ABC, you will see how fun it is!

A for **apple**, B for **bear**, C for **car** and D for **dad**

You see! Learning this is not that hard!

And now, every time I say a word, you think of another and keep it on!

E is for **each elephant**, use an F for **friendly Fred**, use a G

for **get** a **goal**, what about an H for **Hello, Hugo!**,

i for the ideal ice cream , J for **juice** in the **jar**

You see! Learning this is not that hard!

K for **King Kong** and L for **little lion**, M for **monkey mask**, N

for this is a **nice night**, O for an **old octopus**, P for that's a

playing panda, Q for **queen** and ... Q for Queen and ...

Oh! It's getting hard!

Q for **quickly** and **quiet** in the **queue!**

I did it!!!

But there are some more letters left, R, S, T, U, V, W, X, Y and Z.

R for **rhino** or for **rose**, S for **singing** or for **sunny**, T for **tiger**

or for **table**, u for **ugly** or **umbrella**, V for **Victor** or **Violin**, W

for **water** or for **well**, x ... for x... don't think there is a word

for x!

Yes, what about the word **Xylophone!**

Yes, you're right!

And for Z, for Z ...


That's easy; we can say the word **zebra!**

Do you remember?

Read and choose the correct answer.

1. How many letters are there in the alphabet?

- A Twenty
- B Twenty-six
- C Twenty-nine



2. The “R” is the letter...

- A seventeen.
- B eighteen.
- C sixteen.




3. The “Z” is the letter...

- A twenty-one
- B twenty-nine
- C twenty-six



4. The “C” and the “P” are the letters...

- A three and seventeen
- B three and sixteen
- C three and fourteen



Find out who

Read and answer the questions.

1. Who in your class has a name that starts with "H" or "C"?

_____.

2. What letter does the name of your teacher start with?

_____.

3. How many classmates have a name that starts with the letter "A"?

_____.

4. Write their names:

_____.

Think and choose

Read the song again and find the words.

1. What animal words appeared in the text?

b _____ e _____ l _____

o _____ p _____ r _____

t _____ z _____

What about you?

Write your name and surname. Then discover what letter appears more times. Write the repeated letter in the box.

.....

My name


.....

My surname

I love the beach

Colour the items you usually see at the beach. Then Draw yourself and one of your friends in the picture.

- Colour the **umbrella** pink.
- Colour the **boat** orange.
- Colour the **ball** blue and yellow.
- Colour the **towel** green and grey.
- Colour the **bucket** red.
- Colour the **shovel** brown.



I love the beach

Colour the items you usually see at the beach. Then Draw yourself and one of your friends in the picture.

Every summer, my family and I **go** to the beach. We **live** far from the beach; that's why we **go** there once a year. It is great because we **travel** by plane. I can **see** out the window and everything **looks** fantastic.

I **have** a little dog; its name is "Sparky." It also **loves** the beach because we **run** and **run** together, then **get** into the sea and play.

At noon, I **love sitting** under a palm tree and **eating** delicious sea food. My family and I always **eat** together. Mum **says** that eating together is really important because it is the perfect time to talk.

In the evening, we **collect** all our things; I **collect** my toys, mum **collects** the towels, dad **collects** the umbrellas and we all together **pick up** the garbage. Dad always **tells** me to keep the beach clean. Then we **go** back to the hotel and **take** a shower. After that mum and dad **always** go to the hotel dancing hall. I **like dancing** too, but I **prefer** to go to the hotel swimming pool and swim and play again in the water.



Do you remember?

Read and choose the correct answer.

1. Where is the beach?

- a) It is far from the boy's school.
- b) It is near the boy's house.
- c) It is far from where the boy lives.

2. What does the boy like doing at noon?

- a) Taking a shower
- b) Eating under a palm tree
- c) Dancing

3. What does dad always tell the boy?

- a) To clean the place they used at the beach
- b) To clean the room where they stayed
- c) To help his mum clean the house

Find out who

Read and circle the correct answer.

1. Who collects the towels in the evening?

- a) Mum
- b) Dad
- c) The boy

What about you?

Read and answer. Use complete sentences.

2. Who collects the umbrellas in the evening?

- a) The boy
- b) The family
- c) Dad

3. Who picks up the garbage?

- a) The family
- b) The boy
- c) Mum

Think and choose

Look, read and match.

Mum

- loves
- cleans.

Dad

- prefers
- dancing.

Sparky

- likes
- swimming.

The boy

- always
- dancing.

The family

- likes
- running.

What about you?

Read and answer. Use complete sentences.

What do you like about the beach?

a) _____.

b) _____.

c) _____.

Draw four things you always take with you when you go to the beach.



Sophie has a secret

Look at the faces and use the words to label them.



happy

sad

nervous

mad

scared



Look and complete the sentences using the words in the box.

on

under

behind

next


to



The doll is _____ the toy box.



The doll is _____ the toy box.



The doll is _____ the toy box.



The doll is _____ the toy box.

Sophie is **6** years old. She lives in a **beautiful** house. Her room is very **big**. She has many toys. Her friends always come to visit her on the weekend because they like playing with Sophie's toys. Sophie is always **happy**, but today something is **different**. Sophie feels **sad** and is a little **scared**. She doesn't want to tell anyone what happened. She thinks it is a **big** problem. She would like to tell her mum about it, but she believes her mum is going to get **mad** at her.

Today is Saturday. Sophie knows her friends are coming, so she gets out of bed, puts on her shoes, walks slowly and quietly and enters her mum's room.

Sophie is very nervous because she has to tell her mum about the expensive doll she lost before her friends get to visit her.



"Mum, I have a problem!" "I don't want you to get **mad**!"
"Do you remember the doll you gave me for my birthday?"
"The doll which was very **expensive**!" "I lost it!" "I don't know where it is!"

"Oh, Sophie! "I want to thank you for telling the truth" "You are very **brave** and **honest**! But there is nothing to worry about! Look, I have your doll!" "Last Thursday I was cleaning the house and I found it at the stairs!"

"Remember, it is really important that you collect all your toys after playing and put them in your toy box!"

Sophie is **happy** again because her mum took the **expensive** doll out of a box and gave it to her again.



Do you remember?

Read and circle the correct answer.

1. How old is Sophie?

- a) Nine
- b) Six
- c) Seven

2. How big is her room?

- a) Very small
- b) Very beautiful
- c) Very big

3. What is Sophie's secret?

- a) She lost a toy
- b) She friends always visit her
- c) Her friends don't want to visit her

Find out who

1. Who doesn't feel ok?

- a) Sophie's friends
- b) Sophie's mum
- c) Sophie

2. Who found the doll at the stairs?

- a) Sophie's friends
- b) Sophie
- c) Sophie's mum

3. Who had the doll in a small box?

- a) Sophie
- b) Sophie's mum
- c) Sophie's friends

Think and choose.

Read and match the halves according to the reading.

Sophie's house

- was expensive.

Today Sophie

- when she found the doll.

The doll that Sophie lost

- is beautiful.

Sophie's mum was cleaning

- her toys back in her toy box.

Sophie has to put

- is not happy.

What about you?

Draw and write about the people who can help you when you have a problem.



.....
Name

.....
Name

.....
Family member

.....
Family member



.....
Name

.....
Name

.....
Family member

.....
Family member

The greatest and tastiest food

Draw four things that you can always find in a birthday party. Put a tick next to the one you like best.



UNIT
4

A large, empty rounded square box with a purple border, intended for drawing the first item.

1. _____.

A large, empty rounded square box with a purple border, intended for drawing the second item.

2. _____.

A large, empty rounded square box with a purple border, intended for drawing the third item.

3. _____.

A large, empty rounded square box with a purple border, intended for drawing the fourth item.

4. _____.

The greatest and tastiest food!

Oscar loves food. He also likes fruit and vegetables. He sometimes eats bread. He likes fish, chicken and meat. He eats everything!

Today Oscar is happy because he is going to a party. The party is to celebrate Ben's birthday; Ben is Oscar's best friend. He enjoys parties because he can talk and dance. Oscar says that dancing is a lot of fun. Oscar knows that all parties have cakes. Oscar thinks that cakes are the greatest and tastiest things to eat. It's almost nine pm. Oscar knows someone's coming with a cake.

It's nine o'clock now, Ben's mum put a huge cake on the table, she is slicing it, and Oscar can't wait to get a slice. Oscar thanks his friend for the party and the cake. Oscar smiles at Ben's mum and says it's time to say good bye. Then Ben's mum tells Oscar to wait, "Take a piece for your mum and another one for you, you can eat it later and talk about tonight!"

Oscar thinks this day was great; he got twice the food he loves!



Do You Remember?

Read and choose the correct answer.

1 What is the celebration?

- a) A birthday party
- b) Children's day
- c) Friend's day

2 What activities does Oscar like doing at parties?

- a) dance
- b) talk
- c) dance and talk

2 Ben's mum tells Oscar to stop because she wants to

- a) to tell him to take some cake home
- b) to tell him he didn't eat
- c) to tell him he can't eat cake twice

Find Out Who

Read and choose the correct answer.

1 Who was celebrating his birthday?

- a) Ben
- b) Oscar
- c) Ben's mum

2 Who puts a huge cake on the table?

- a) Ben
- b) Oscar
- c) Ben's mum

3 Who ate two pieces of cake?

- a) Ben
- b) Oscar
- c) Ben's mum


Think and choose

Look and match the words with the pictures.


cake



vegetables



fruit



meat



fish



bread



What about you?

Write the names of some people you want to invite to celebrate your next birthday.

From school

From my neighborhood

From my family

1.

3.

5.

2.

4.

6.

Look and write a number to show what you'd like to do with the people you want to invite to your next party.



dance



talk



play



run



eat



hug

Plants

Look and write the words.

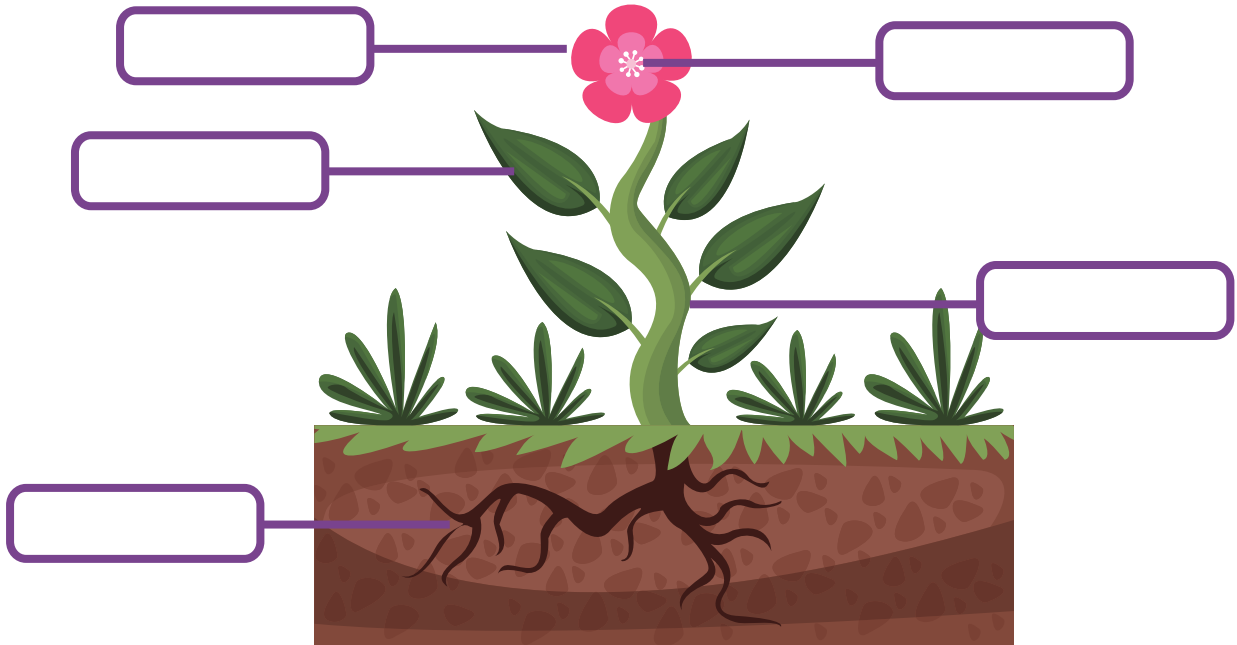
stem

flower

root

bud

leaf



branch

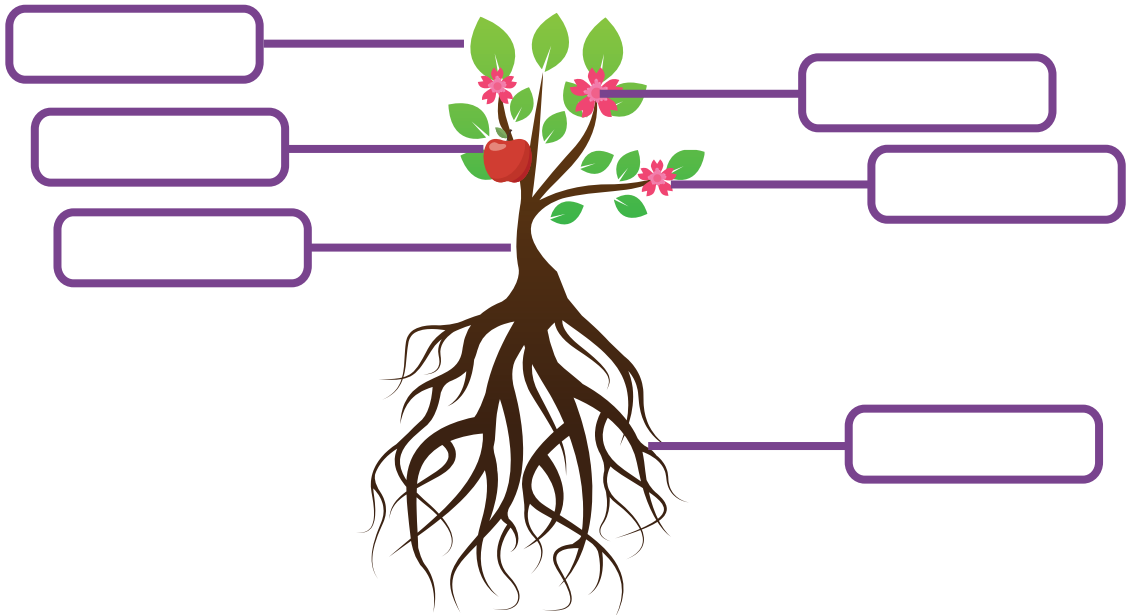
root

flower

fruit

leaf

trunk





Plants have an **interesting** life. You can find them everywhere. Some plants are **big** and others are **small**. Plants are **colourful** and have **nice** smells. Trees, bushes, grass and flowers are all examples of the kinds of plants you can see in the park or in a garden; there are some plants that can live with you in your home.

Plants are **different** from animals because they don't move a lot. Plants don't have a nose to help them breathe, but they do breathe.

Plants make their food in their leaves. The leaves of a plant have a substance that colour them green and this substance uses water to make the food for the plant.

Plants don't talk or think. They just stand and grow. Plants don't have babies. You need seeds to help them reproduce. They need water and light from the sun. Plants need love and care.



Do you remember?

Read and choose the correct answer.

1 How are plants different from animals?

- a) Plants move a lot.
- b) Plants usually don't move.
- c) Plants have many colours.

2 Can plants talk and think?

- a) Yes, they can.
- b) No, they can't.
- c) Sometimes

3 What do plants need to grow?

- a) Sunlight
- b) Water
- c) Both

Find out who

1 Which can make their own food?

- a) Plants
- b) Animals



2 Which doesn't have a nose to breathe?


- a) Animals
- b) Plants

3 Which reproduce with seeds?

- a) Animals
- b) Plants


Think and choose

Write the words for the pictures. They appeared in the text.










What about you?

Read and draw.

My picture has three yellow flowers, one red flower and two purple flowers. It has three bushes and two trees. There is grass around the flowers.



Best friends

Look and read. Then put a tick if it is a good choice. If it is not a good choice, put a cross.

- I am a good friend when...

I laugh at somebody when they are sad.

I talk loudly when someone is talking.

I let someone try first.

I share my food or candy.

I tell the truth.

I am bossy.

I offer help.

I yell at someone.

I respect others' opinion.

I respect others' likes.

I like my friends' talents.

I take someone's things with no permission.

Draw a picture of you and your best friend smiling together.

Me

My best friend _____

Anna and Kim are best friends. **They like** to do their homework together and then watch a film or a video on the internet. **They do** almost everything together. **They think** it is a lot of fun.

On weekends, **Kim goes** to Anna's house to play and **they sometimes go** to the zoo.

One day **Anna receives** a letter. **It says** that **Kim has** another friend and that **they have** a lot of fun together.

Anna feels angry and sad. **She wants** to see Kim to yell at her and tell her that **she is not** a good friend.

Next day at school, **Kim meets** Anna like they always do in the mornings to talk about the things **they did** the night

before. **Kim runs** towards Anna

to hug her hello, but **Anna doesn't want** the hug and says

"Go away from me!"

"I don't want to talk to you!"

"We are not friends anymore!"



Kim doesn't understand why **Anna has** this reaction so **she decides** to investigate.

At the end of the day, **she finds out** that **another girl wrote** the letter and what the letter said was not true. **The girl wrote** the letter because **she didn't like** Anna and Kim's friendship.

Kim talks to Anna about the letter and they have decided that their friendship is so important that **some lies can't break** it. **They also decided** to go and talk to the other girl. **They discovered** that the girl wanted to be their friend, but **she didn't know** how to say it.

"Everything is OK! **We can be** friends! Just don't do it again!" **Kim and Anna said to** the girl.



Do you remember?

Read and answer the questions.

1 What does Anna do when Kim tries to hug her?

- a) She screams.
- b) She doesn't accept the hug.
- c) She says hello.

2 What does Anna tell Kim?

- a) We are best friends.
- b) We have a new friend.
- c) We are not friends anymore.

3 What do Anna and Kim sometimes do on the weekend?

- a) Go to the zoo.
- b) Go to school.
- c) Go to an internet café.

Think and choose

Look and unscramble the words.

friends. are Anna Kim best and

angry sad. Anna and feels

is OK! Everything

can friends! be we

What about you?

Read and talk. Then answer the questions.

1. What can we learn from the text?

2. What can you do in a situation like this?

Read and write about three of your books. Complete the book report and colour a line of faces to express how much you like each.

Book Report

Title: _____

Book rating

Subject: _____



I can learn about _____



Best part: _____



Title: _____

Book rating

Subject: _____



I can learn about _____



Best part: _____



Title: _____

Book rating

Subject: _____



I can learn about _____



Best part: _____



Alex loves to play. **He** is full of energy all the time. **He** often gets mad at his parents because they tell **him** that doing homework is very important and that **he** has to do it before playing. They also tell **him** that his teachers give **him** some easy activities for homework because they want to help **him** learn more and better.

Sometimes **Alex** has to read, but he doesn't like it too much. Last Friday, **Alex's** English teacher gave **him** a book to read for homework because **he** had to learn some new words, but when **Alex** got home from school, **he** told **his** parents that **he** had no homework.

Alex's parents believed what **he** said and, for that reason, they let **him** play all the weekend.

Next Monday, **Alex's** parents receive a note saying, "Hello, dear parents,

I have to tell you that **Alex** didn't do **his** homework. Can we talk?"



When **Alex's** mum read the note she felt sad because **Alex** lied. Later at night, **Alex's** mum and dad asked **him**, "Why did **you** lie about **your** homework?" and then said, "Homework is important!"

They said to **Alex** that **he** was not allowed to play outside, play videogames and watch TV for a week. **Alex** felt bad and said, "**I'm** sorry, it won't happen again!"

From that day on, all the family gets together in the living room three times a week, sits on the couch and tries a few pages. This is how **Alex** discovered how interesting and amazing books are. **Alex** has learned many new things. **Alex** now thinks that reading is great!



Do you remember?

Read and choose the correct answer.

1 What does Alex love to do?

- a) Jump
- b) Play
- c) Do homework

2 What homework did Alex have to do?

- a) Watch a film
- b) Read a book
- c) He had no homework

3 How did Alex's mum discover Alex lied?

- a) The teacher call Alex's mum.
- b) The teacher sent Alex's mum a note.
- c) Alex's mum sent the teacher a note.

Find out who

Read and choose the correct answer.

1 Who tells Alex that homework is important?

- a) Mum
- b) Dad
- c) Both

2 Who can't watch TV for a week?

- a) Mum
- b) Alex
- c) Dad

3 Who reads a few pages every day?

- a) Alex
- b) Mum and dad
- c) All the family

Think and choose

Read and match.

I have to do my homework

Telling lies is

Teachers give me homework

Reading can help me

- learn new things.
- because they want me to learn better.
- not a good thing.
- before playing.

What about you?

Draw your favourite book and write three reasons why you like it.

This is my _____ book. I love it!

It is _____. It has

_____.

It helps me learn about _____.

The audition

Look and read the words. Then colour a box in each line to connect the secret sentence. Write it on the lines.

Me feel



happy when



bad things



happens for



my friends.

I feel



sad what



good things



happen to



friends.

Carol has an audition tomorrow. **She** wants to be part of the school dancing club. **She** does not play with **her** friends very often. The only thing **she** wants to do now is dance. **She** always practises after school. **Her** friends don't like the audition very much because now they can't play with their good friend **Carol**.

Carol feels tired, but **she** can't sleep. **She** feels very nervous about **her** audition. **She** wants **her** dancing to be perfect. It's late at night now and **she** is still practising. Then **she** takes a moment to rest, sits on the couch, but suddenly **she** falls asleep.

Next day **Carol** wakes up a little bit late for the audition so she **takes a** quick shower, gets dressed and has a sandwich on the way to the dancing room. **She** is very nervous, but **she** is there now doing **her** dancing. **She** feels so happy **she** is doing what **she** loves the most that the nervous feeling stops. At the end of the audition, **she** gets accepted and the only thing **she** wants to do now is go and tell **her** friends the good news.

After hearing the good news, **Carol's** friends understand that **she** didn't stop loving them; it was just that the dancing audition was very important to **her** and that was the reason why **she** had to practise hard. **Carol's** friends are very happy about **her**. They hug **her** happily and then go together to the park for a picnic to celebrate.



Do you remember?

Read and answer the questions.

1 What does Carol practise for?

- a) A dancing competition
- b) A dancing exam
- c) A dancing audition

2 She can't play because ...

- a) she has homework to do.
- b) she has to practise her dancing.
- c) she is asleep.

3 What happens when she sits on the couch?

- a) She falls asleep.
- b) She calls her friends.
- c) She eats a sandwich.

Find out who

1 Who doesn't like Carol's audition?

- a) Carol
- b) Carol's friends
- c) Carol's mum

2 Who has some good news?

- a) Carol's friends
- b) Carol's mum
- c) Carol

3 Who goes to the park to have a picnic and celebrate?

- a) Carol and her friends
- b) Carol and her mum
- c) Carol's friends

Think and choose

Read the story again and find the events. Then number them in the order they happened.

Carol wakes up a little bit late for the audition.

Carol falls asleep on the couch.

Carol's friends don't like the audition.

Carol eats a sandwich on the way to the audition room.

Carol wants to be part of the school dancing club.

Carol and her friends go to the park for a picnic to celebrate.

Carol wants to tell her friends the good news.

What about you?

Read, colour and write to complete four sentences about you.

A – MAZE-ING SENTENCES ABOUT ME!

I biggest activity is _____

My like good at _____

My am to _____

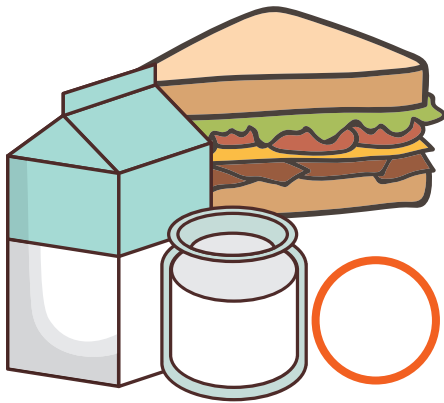
I favourite talent is _____



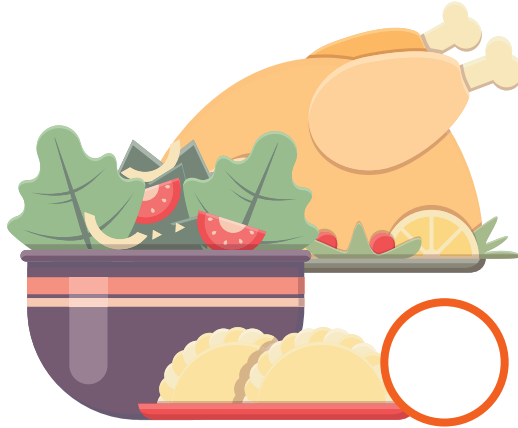
A great place to eat

Look and number the meals in the order you eat them. Then name what's in each.

Lunch



Dinner




Breakfast



Look, read and match.



soup



dessert



salad



hot dog

I like eating in restaurants. There I can have **breakfast**, **lunch** or **dinner**. I can also go there and just have a **snack**; I love sharing a meal with my family or my friends in a restaurant. Restaurants serve delicious food. They have a list of all the things you can eat. That list is called the "**menu**." There are some nice people who can help you choose the food you'd like to eat, and then they'll bring it to you. These people are "a **waiter** and a **waitress**." Waiter is for a man and waitress for a woman. Restaurants can prepare any food you want because they have some people who are very good at cooking. These people are called "**chefs**." They are like magicians. They combine many ingredients and create delicious dishes. Restaurants in a city are usually open **all day**, but restaurants in small towns or villages are open just **some hours** a day.



The reason is that there are more people in cities than in towns or villages. After you eat your food, the waiter or waitress asks you if you'd like to have something for dessert. **Dessert** is some sweet food you can eat after your meal. Some people have **ice cream, jelly** or just some **chopped fruit**.

After dessert, you can ask for the **bill**. The bill is a small paper that tells you how much you have to pay for the food you ate. And there is something very important that people have to do before leaving, it is leaving a "**tip**."

A "tip" is a small amount of money you give to the waiter or waitress to thank them for the attention and for being kind and friendly to you.



Do you remember?

Read and answer the questions.

1 You live in a city. When can you go to a restaurant?

- a) In the morning
- b) At night
- c) All day

2 Where can you see the list of food?

- a) On the door
- b) On the menu
- c) On the table

3 What tells you the final cost of the food?

- a) The restaurant
- b) The waitress
- c) The bill

4 What is tip?

- a) Extra money you give
- b) What you eat
- c) What you drink

Find out who

Look, read and circle the correct answer.

- 1 Who brings the food?
a) a waitress b) mum c) chefs
- 2 Who gives a tip?
a) a waiter b) chefs c) you
- 3 Who is a waiter?
a) a man b) a woman c) a girl
- 4 Who is a waitress?
a) a man b) a boy c) a woman

Think and choose

Look and match the words with the pictures.

menu

waiter

tip

waitress

bill

chef



What about you?

Read and write.

1 Write the names of two restaurants you like and the food you always order.

Restaurants I like

The food I always order

• _____

.....
.....
.....

• _____

.....
.....
.....

2 Draw your favourite food and write the name of it.



Birthday

Look, read and write the words.

1. _____

This has the form of a circle or an egg and you use it as decorations in birthday parties.

2. _____

This is a type of sweet food and kids love eating it in birthday parties.

3. _____

People throw these very small coloured pieces of paper at their friends in birthday parties.

4. _____

It is something you give to someone who is celebrating their birthday.

5. _____

It is a very sweet type of food made from sugar or chocolate.

6. _____

It is a bag with presents or candy that you give to the people who were invited to a party.



confetti



gift



cake



goody bag



ballon



sweets

Today's my **birthday**. I am very excited because my mum always asks me what I want to have in my **party**.

I'd like to have a **piñata** of a horse, lots of **candies** in goody **bags**; candies like gummy bears, gummy worms and lollipops. For lunch, I'd like **hot dogs, chicken nuggets** or **pizza**.

All my friends are coming to my party. We all like **having fun**. We all love **playing hide and seek**; it's our favourite party game. My house is very big so we'll have plenty of space to hide and run. I hope we can play a lot.

My mum said there will be a clown show, but I don't like clowns very much; they scare me. I'd like a magician, so I'll tell my mum to change the show.

The best moment in a birthday party is when the **gifts** arrive. When I see the boxes, I wonder what they are. Some are big, some are small, but they're all great. After opening my gifts, another great time comes, it is the time to eat the food I love the most. Do you know what it is? It is **cake** of course.



Do you remember?

Read and choose the correct answer.

1 What is the boy celebrating?

- a) An anniversary
- b) A birthday
- c) A holiday



2. The boy is ...

- a) Angry
- b) Excited
- c) Bored

3. What is the best moment of a party for the boy?

- a) When his friends arrive
- b) When the clowns arrive
- c) When the gifts arrive



4. What does the boy want to play with his friends?

- a) Hide and seek
- b) Cops and thieves
- c) A board game



Find out who

Read and choose the best answer.

1 Who wants a piñata of a horse?

- a) The boy
- b) The boy's mum
- c) Th boy's friends

2 Who wants a clown show in the party?

- a) The boy's father
- b) The boy
- c) The boy's mum

3 Who doesn't want a clown in the party?

- a) The boy's friends
- b) The boy's mum
- c) The boy

Think and choose

Write on each bag a word for a gift you would give to the kid.



What about you?

Read and draw to answer the question.

- What would you like to have in your next birthday party?

Food and drinks

Game or show

Gifts

Decorations

A picnic of music

Look and draw lines from the words to the images.

sun

grass

worm

tree



butterflies

flowers

clouds

birds

Sophie and her mum want to have a **picnic** at the **park**. There is a big one near their home and it has a big **tree** in the middle. Sophie wants to have the picnic under it.

Sophie brings some big, crunchy red apples that go CRUNCH, CRUNCHY, CRUNCH when you eat them.

Sophie and mum are eating their fruit happily together, and then a beautiful yellow **bird** comes to them and asks, "What is that music you are playing?" Sophie and her mum are surprised because the bird is talking to them.

"What is that music?" the bird asks again. Sophie tells the bird that they are not playing any music. Then the bird says, "Yes, you are! It goes CRUNCH, CRUNCHY, CRUNCH."



Sophie and her mum are laughing; not at the bird, but about the question because the bird thinks the sound Sophie and her mum make while eating their apples is music. And then the bird starts the explanation:

In our world, everything is music; the **flowers** when they dance to the wind "WIE, WIE WIE," the trees when we stand on them for a visit "HEY, THERE! HOW ARE YOU MY NOT TALL FRIEND!" the **butterflies** when they move their **wings** to fly "UAE, UAE, UAE," the **worms** when they come out a hole to say hello! Don't you want to try? the bird asks Sophie and her mum. They don't know how to make that kind of music. Then the bird says:

Sophie, mum, just look around and close your eyes, when you open them again, you will see how beautiful everything is, always remember that music and colours make things perfect. Think of how lucky you are to be together having a picnic here at the park "LALA, LALA, LA!"



Do you remember?

Read and draw lines to match the questions with the answers.

- | | |
|---|---------------------------------|
| 1. What do Sophie and mum eat in the story? | a) Under a big tree at the park |
| 2. What does the bird think Sophie and her | b) Music and colours |
| 3. Where do they have the picnic? | c) Apples |
| 4. What makes things perfect for the bird? | d) Music |

Find out who

Read and choose the correct answer.

1 Who makes the sound “WIE, WIE WIE”?

- a) The butterflies
- b) The flowers
- c) The worm

2 Who sings the words “HEY, THERE! HOW ARE YOU MY NOT TALL FRIEND?”?

- a) The tree
- b) The birds
- c) The flowers


3 Who makes this sound "UAE, UAE, UAE!?"

- a) The butterflies when they fly
- b) The trees when they sing
- c) The worm when it says hello

Think and choose

Read and put a tick or a cross.


This is a green apple.




This child is laughing.



This is a tall tree.



This butterfly is flying.



This worm is long.



This flower has 5 petals.



What about you?

- Go outside. What sounds can you hear?

Draw some pictures, write the words and explain what they sound like.

What is it? _____ .

What does it sound like?

.....
.....
.....
.....



word

What is it? _____ .

What does it sound like?



.....
.....
.....
.....



word

Bad news

Look and find the words. Then write them in the puzzle.



- stapler
- pencil
- marker
- notebooks
- scissors
- paper clip
- paint pallet
- compass
- schoolbag
- tape
- calculator
- book
- eraser
- glue
- pencil case
- board
- sharpener
- ruler

Lily can't wait for another school day. She loves doing her school work. She loves reading and drawing. She says writing is great. Sometimes she cuts papers and other times she runs in her sports class. This afternoon, Lily's mum is driving her to the store to buy some school items she needs. They will buy some colour pencils, crayons, scissors and a small bottle of glue.

When Lily and her mum get home from the shops, they are going to put some small labels with her name on all the items. Lily's mum says that it can help her find her things if she loses them.

Next day very early in the morning, Lily wakes up and gets ready for another school day. She is very happy because she will use her new school items, but when she gets to school, she receives some bad news from the principal, "Kids, Good morning to you all, today we have no classes, so please go back home."

It was Friday and Lily will have to wait three more days before she can use her new school items. Poor Lily!



Do you remember?

Read and draw lines to complete the sentences.

Lily loves doing

- other times she runs in her sports class.

Sometimes she cuts papers and

- find her things if she loses them.

Lily's mum says that the labels can help her

- she will use her new school items today.

Lily's very happy because

- her school work.

Find out who

Read.

1 Who wrote her name on the new school items?

- a) The principal
- b) Lily's mum
- c) Lily

2 Who is driving Lily to the shops?

- a) Her friends
- b) Her mum
- c) The principal

3 Who gave the kids the bad news?

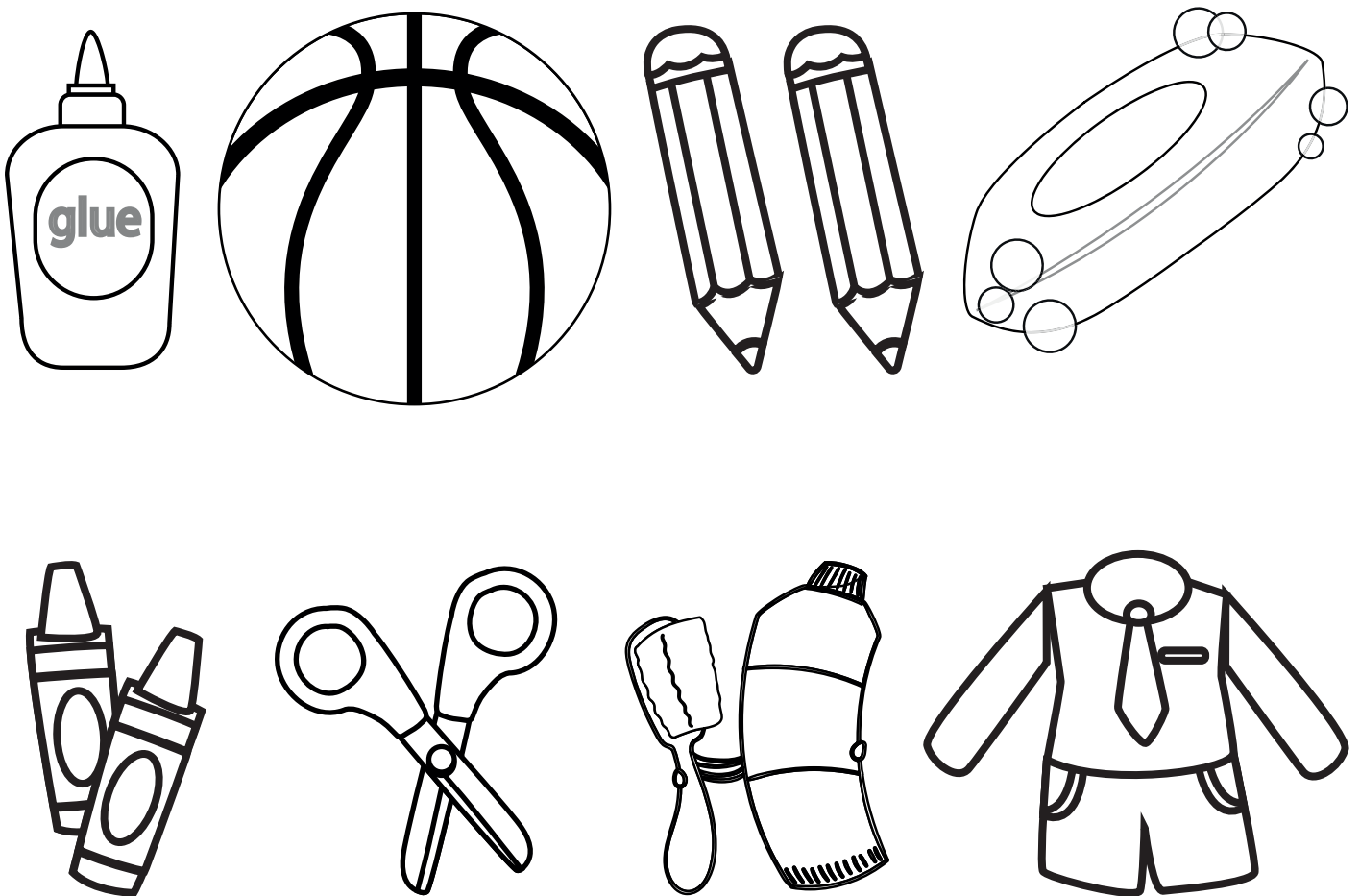
- a) Lily
- b) Lily's mum
- c) The principal

Think and choose

Number the pictures in the order they happened in the story.



Look and colour the things that Lily bought.



What about you?

Look inside your school bag and make two lists. Then ask your mum or dad to help you discover how much money you can save from using your school items again. Write it in the report sentence.

School items I can use in the next school year

_____	\$ _____
_____	\$ _____
_____	\$ _____
_____	\$ _____
_____	\$ _____

I h__l p__d m y m__m__n d
d__d s__v__ \$ _____

School items I need to buy for the next school year

_____	

The four seasons of the year

Read, look and draw lines.

cloud

rainbow

birds

flowers

grass

tree

sun

leaves

pumpkin

scarecrow

trunk



butterflies

umbrella

beach ball

sea

sand

starfish

snow(flake)

snowman

hat

scarf

gloves

buttons



Here we are, it's time to go round,
round the year again, let's go!
It is time to sing and dance, let's go!
Here I've got four good friends
They are called the "Four seasons of
the year" so say hello to them!
Hello winter!!!

**Winter brings the snow and Christmas
You will see no birds no flowers
It's very cold for them to be round**

Good bye winter!!!
Here we are, it's time to go round,
round the year again, let's go!
It is time to sing and dance, let's go!
Hello spring!!!

**Spring brings warm days, plants get
back their colours
Birds are back because the sun will
shine again!!!**

Good bye spring!!!
I've got two more friends,
so get ready, Are you ready? Yeah!!!
Are you ready? Yeah!!!

Here we are, it's time to go round,
round the year again, let's go!
It is time to sing and dance, let's go!
Hello summer!!!

**Summer brings hot days
for cold drinks
Call your friends and plan a fun trip
I would choose a swim or a day off at
the beach**

Good bye summer!!!
Here we are, it's time to go round,
round the year again, let's go!
It is time to sing and dance, let's go!
Hello autumn!!!

**Days get shorter, back to school we are
going
Trees lose leaves and wind appears
Wear a hat and some warm gloves**

Good bye autumn!!
Hummmmm, we have gone all the way
through the year
It's time to go now,
Goooooooooooood bye!!!

Do you remember?

Read and write one season of the year on each line.

- 1 When is a good time to go to the beach? _____
- 2 When is it time to go back to school? _____
- 3 When days get warm? _____
- 4 When is it time for snow? _____

Find out who

Read and match.

- | | | |
|--|---|------------------------------|
| 1 Who is not around in winter? | • | • Friends |
| 2 Who gets their colours back in spring? | • | • Birds, the sun and flowers |
| 3 Who can you invite on a fun trip? | • | • Wind |
| 4 Who appears in autumn? | • | • Plants |

Think and choose


Look and draw lines to match the pictures with the seasons.

summer

winter

spring

autumn



Read and complete the sentences using the words from the box.

cold
hot

winter
cool

warm
autumn

summer
spring

1. In _____ we go to the beach. The weather is _____.
2. In _____ it snows. The weather is _____.
3. In _____ the leaves fall from the trees.
The weather is _____.
4. In _____ the flowers grow. The weather is _____.

What about you?

Read, write and draw what you like about your favourite season.

My favourite season is _____.
This is what I like about it.