

# Beginners



EnglishHouse

# Contents

Introduction to Beginners.....	3
<b>Unit 1.- Hello ! I'm seven .....</b>	<b>5</b>
Unit 2.- Let's eat.....	22
<b>Unit 3.- The classroom.....</b>	<b>40</b>
Unit 4.- What do you do every day?.....	54
<b>Unit 5.- Animals.....</b>	<b>69</b>



EnglishHouse

# Introduction

This booklet was made to be part of the resources used by elementary school teachers in order to develop students' language skills.

The contents and activities in it include the vocabulary and structures of the Starters level of the Cambridge Assessment English Exams for Young Learners, so that your students will gradually get familiar with it.

The EnglisHouse project also includes:

- Three practice exams to monitor and evaluate the students performance at an initial level for kids.
- Access to our website for further practice.

## Learning English is fun !



EnglishHouse

# Hello! I'm seven

## UNIT 1

My name is Lucy. I'm seven.



I am Sam. Today is my birthday. I'm eight.

What is your name? \_\_\_\_\_

How old are you? \_\_\_\_\_

When is your birthday? \_\_\_\_\_

There are some numbers in this table. They are hidden. How many can you find?





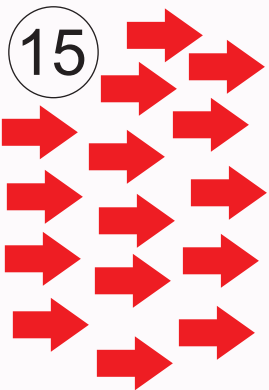




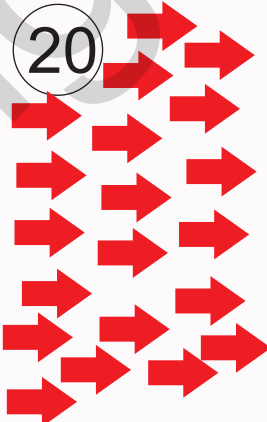

Circle words as you find them and match them to the numbers around the table.

3	S	A	Z	X	V	T	W	O	6
	I	E	U	O	T	R	Q	P	
5	X	B	V	N	L	M	N	O	2
	K	N	G	E	I	G	H	T	
7	J	E	N	I	N	U	F	E	9
	I	T	H	R	E	E	I	N	
10	H	C	F	O	U	R	V	A	8
	G	D	M	B	C	U	E	Z	
4	F	E	N	E	R	Y	I	P	1



# Let's count

Count and colour the numbers in the circles.

<p>11</p> 	<p>12</p> 	<p>13</p> 	<p>14</p> 
eleven	twelve	thirteen	fourteen
<p>15</p> 	<p>16</p> 	<p>17</p> 	<p>18</p> 
fifteen	sixteen	seventeen	eighteen
<p>19</p> 	<p>20</p> 		
nineteen	twenty		

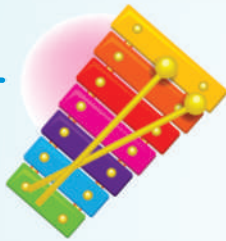




# The alphabet

Look, find each word, write and match.

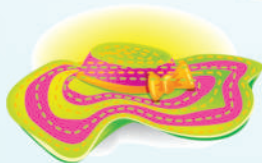
a \_\_\_\_\_  
 b \_\_\_\_\_  
 c \_\_\_\_\_  
 d \_\_\_\_\_  
 e \_\_\_\_\_  
 f \_\_\_\_\_  
 g \_\_\_\_\_  
 h \_\_\_\_\_



i \_\_\_\_\_  
 j \_\_\_\_\_  
 k \_\_\_\_\_  
 l \_\_\_\_\_  
 m \_\_\_\_\_  
 n \_\_\_\_\_  
 o \_\_\_\_\_  
 p \_\_\_\_\_  
 q \_\_\_\_\_  
 r \_\_\_\_\_  
 s \_\_\_\_\_




t \_\_\_\_\_  
 u \_\_\_\_\_  
 v \_\_\_\_\_  
 w \_\_\_\_\_  
 x \_\_\_\_\_  
 y \_\_\_\_\_  
 z \_\_\_\_\_




# Colours

Read and colour.



# My grandpa's farm

What animals are on the farm?



Now listen to your teacher and colour the animals. Then ask and answer.

What colour is your pig?



My pig is brown.



# Look and count

Read, count and write.



How many horses can you see? \_\_\_\_\_

How many big dogs can you see? \_\_\_\_\_

How many ducks can you see? \_\_\_\_\_

How many chickens can you see? \_\_\_\_\_

How many animals can you see? \_\_\_\_\_



## PREPOSITIONS

between, in front of, behind.

The farmer is \_\_\_\_\_ the cow and the horse.

The sheep is \_\_\_\_\_ the cow.

The horse is \_\_\_\_\_ the pig.



Now look, read and answer.

1. Where is the farmer? He is next to \_\_\_\_\_.

2. Where is the pig? It's in front of the \_\_\_\_\_.


3. Where are you? I am \_\_\_\_\_.

4. Where is your teacher? My teacher is \_\_\_\_\_.



# At home


Look, read and write. Then answer the questions.



LIVING ROOM



BEDROOM

lamp	picture	bed	window	table	cushion
books	chair	flower vase	pillow	sofa	

1. Where is the red lamp?

It's between the \_\_\_\_\_.

2. Where is the pillow?

It's on the \_\_\_\_\_.

3. Where is the picture?

It's next to the \_\_\_\_\_.

4. Where is the flower vase?

It's on the \_\_\_\_\_.

5. Where is the table?

It's next to the \_\_\_\_\_.



# My room

Complete and match.



b \_ \_ l \_ \_ d \_ \_ w \_ \_ \_ \_

Where is the small teddy bear? It's on \_\_\_\_\_.

Where is the backpack? It's in front of \_\_\_\_\_.

Where is the red car? It's next to the \_\_\_\_\_.

Where is the lamp? It's between the \_\_\_\_\_.

Where is the ball? It's under the \_\_\_\_\_.



on




between



in front of



under




# Prepositions

Look and answer.



Where is the dog?

---




Where is grandpa?

---



Where is the bird?

---



Where is the mouse?

---



Where is the cat?

---



# My home

Read and answer yes or no.



- 1.- There is a carpet in the kitchen. \_\_\_\_\_
- 2.- There is a mirror in the bathroom. \_\_\_\_\_
- 3.- The books are next to the table. \_\_\_\_\_
- 4.- The cooker is in front of the cupboards. \_\_\_\_\_
- 5.- The red lamp is between the windows. \_\_\_\_\_
- 6.- There is one yellow lamp in the bedroom. \_\_\_\_\_





# My family

Read and colour.

Ben's father's name is Joe. He has got brown hair. His jacket is black. Ben's mother has got fair hair and she is wearing an orange dress. Her name is Susan. Ben's little sister is wearing a beautiful pink dress. She has got blue eyes. Ben also has two little puppies. The small one is next to him and the big one is next to his sister. They are all happy because today is Susie's birthday.



# This is Ana's family

Now read and write a preposition.

- 1.- The baby is \_\_\_\_\_ grandpa.
- 2.- Grandma is \_\_\_\_\_ dad.
- 3.- Dad is \_\_\_\_\_ Ana's brother.
- 4.- Ana is \_\_\_\_\_ grandma.
- 5.- Dad is \_\_\_\_\_ mum and grandma.



# What about your family?

Ask and answer.

How many brothers have you got?

I have got two brothers.

What are their names?



Tom and Alex.

Paste your family picture, then complete.

This is \_\_\_\_\_.

I've got \_\_\_\_\_ brother(s) and \_\_\_\_\_ sister(s).











# Adjectives

Look and describe the people.



Look and circle.

			
funny bored	sad happy	old young	small big
			
big small	old young	sad happy	funny bored



# Reading and writing

Look at the picture, read the questions and answer.



Example:

Which room is this? The living room

Questions

1. Who is the girl next to? \_\_\_\_\_
2. What's on the table? \_\_\_\_\_
3. Where's the cat? \_\_\_\_\_
4. Where is grandpa? \_\_\_\_\_
5. What time is it? \_\_\_\_\_





# Reading

Look and read. Put a tick (✓) or a cross (X) in the box. There are 2 examples.

Examples:



This is a cat.

 X

This is a fish.



This is a chicken.



This is a frog.



These are ducks.



This is a mouse.



This is a pig.



# Listening



Listen and draw lines.



# Let's eat!

## UNIT 2

Look and match.

	<p>bananas a cheery an orange strawberries grapes watermelon an apple pears lemons peaches</p>	
--	--	--

What's this?

They are limes.

Would you like some.....?

Yes, please.

It's an apple.

What are these?





# Delicious vegetables

Write the words on the lines.



\_\_\_\_\_



\_\_\_\_\_



\_\_\_\_\_



\_\_\_\_\_



\_\_\_\_\_



\_\_\_\_\_



\_\_\_\_\_

Read and answer the questions.



Would you like some corn?

\_\_\_\_\_  
\_\_\_\_\_  
\_\_\_\_\_



Would \_\_\_\_\_ some beans ?

\_\_\_\_\_  
\_\_\_\_\_  
\_\_\_\_\_



\_\_\_\_\_ you \_\_\_\_\_ a \_\_\_\_\_ ?

\_\_\_\_\_  
\_\_\_\_\_  
\_\_\_\_\_



# More food

Look and write the words.

	aizpz _____	e adbr _____	
	on dut _____	uerbgr _____	
	iekcnhc _____	ishf _____	
	acke _____	atsek _____	
	gesg _____	astpa _____	
	iklm _____	alsad _____	
	arwte _____	eaiecmcr _____	



# My meals

Practice the conversation with a friend.

I'm hungry!

Eggs, sausage and chips.

What would you like for breakfast?

What would you like to eat?

Fish, rice and an apple for me.

I would like a burger, chips and a mango.

What would you like for dinner?

Some chicken, chips and peas, and some ice cream, please!

What do you eat for breakfast? \_\_\_\_\_

What do you eat for lunch? \_\_\_\_\_

What do you eat for dinner? \_\_\_\_\_

What's your favourite meal? \_\_\_\_\_

What's your favourite food? \_\_\_\_\_



# My clothes

Look at the pictures and the letters.  
Complete the words and match.

s \_ \_ rf

sh \_ \_ t

bl \_ \_ se

T- \_ \_ irt

sk \_ \_ t

sw \_ \_ ter

so \_ \_ s



ha \_ \_ b \_ g

h \_ \_

g \_ \_ v \_ \_

dr \_ \_ s

tr \_ \_ se \_ s

sh \_ \_ s

gl \_ \_ \_ es

Look, read and write.

What are you wearing?

I'm wearing

\_\_\_\_\_

\_\_\_\_\_



I'm wearing a blue T-shirt,

\_\_\_\_\_

\_\_\_\_\_

What are you wearing?



# Let's practice

Read, find the girl, and write her name.

Katy is wearing a blue dress and pink shoes.

Kim is wearing a red T-shirt, a blue skirt and blue shoes.

Susan is wearing a yellow blouse, blue jeans and red shoes.

Theresa is wearing a pink dress and red shoes.



Read and underline the adjectives.

Pat is wearing a green sweater, a white blouse, blue jeans and brown boots. She wears small glasses.

Now write about what you and your teacher are wearing today, then draw.

\_\_\_\_\_

\_\_\_\_\_

\_\_\_\_\_

\_\_\_\_\_

\_\_\_\_\_

\_\_\_\_\_

\_\_\_\_\_

\_\_\_\_\_



# Look at that messy room

Look, read and answer the questions.



Where are the blue jeans?

They're on the bed.

Where is the yellow T-shirt?

Where is the green hat?

Where is the orange clock?

Where are the purple sneakers?

Where is the pen?

Where is the green sweater?

Where is the red T-shirt?

Where is the yellow jacket?

Where is the blue T-shirt?



# Where are my things?

Put Nick's clothes in the room. Listen to your teacher and draw lines.



Look for the words to complete the chart.

g r a n d m a g  
 m r e t o r b  
 e n r h t s u p r  
 l p k j r o d s i e  
 e i j r f e n d  
 p z h t q m h a  
 h z t i m h a k e t i  
 a j a c k e t y r


COLOURS	THINGS IN THE HOUSE	ANIMALS	CLOTHES	FAMILY	FOOD



# Parts of the body

Look and match.

head  
eyes  
ear  
hand  
arm  
body  
foot



hair  
nose  
mouth  
face  
shoulder  
leg  
feet

Now label the lion's body parts.





# Imagine it!

Read, imagine and draw.

I've got a new creature friend!

It's got a big grey body. It's got two long brown tails. It's got a very big head, its face is yellow.

In its face, it's got three green eyes and a small pink nose. Its mouth is big and red. It's got four purple ears. It's got six blue legs and the feet are black.

And look, it's got orange hair.

EnglishHouse



# My doll

Practice the conversation with a friend.



It has got short black hair and blue eyes.  
It's beautiful!

This is my favourite doll.

Have you got a doll?

Look, read and match .



My doll has got short pink hair.  
It has got a beautiful pink dress and red shoes.



My doll has got short brown hair.  
It has got a beautiful pink dress and pink shoes.



My doll has got short black hair.  
It has got a pink dress and a yellow sweater.



My doll has got blond hair. It has got a beautiful  
pink dress and pink shoes.



# Your toys

Look, read and match.



guitar

ship

tractor

train

car

space ship

kite

duck

teddy bear

robot

rocket

ball



Look and practice. Then interview some friends.



It's my spider! Its body is black and green. And its eyes are red.

What's your favourite toy?



# A / An

Look and write "a" or "an" and a noun. There is one example.

			
	 an apple		
			
			

Read and answer the questions.

When do you use "a" before a noun? \_\_\_\_\_

When do you use "an" before a noun? \_\_\_\_\_

Categorize the words. Then think and write two more words in each box.


pear pencil armchair orange egg desk eraser sheep



# Spelling

Look at the pictures. Look at the letters. Write the words.

Example

	<u>potato</u>	o t o t a p
	_____	i h e c n k c
	_____	y b r r e s t w a r
	_____	e a t b k f r a s
	_____	e w a t m e l r n o
	_____	o g h t o d



# Listening

Listen, read the questions and answer.



## Examples

How many basketball shirts does the boy want?

5

Which school does the boy go to?

London School

## Questions

1. How many medium size shirts does the boy want?

\_\_\_\_\_

2. What's the teacher's name?

Mr \_\_\_\_\_

3. Which team is the boy in?

\_\_\_\_\_

4. What's the boy's name?

\_\_\_\_\_

5. Where does the boy train?

\_\_\_\_\_



# Listening

Listen and tick (✓) the box. There is one example.


How is the boy going to his grandpa's house?



1. What is the oldest animal at the zoo?



2. Where's the girl's bag?



3. What does the boy want for his birthday?



4. What can the boy do with the ball?



5. What pie are they going to make?



# Reading and writing

Read the text and choose a word from the box for each line.  
There is one example.



Hello, I'm Alex. Today, I'm wearing white shorts and a blue (1) \_\_\_\_\_. I'm playing with a red (2) \_\_\_\_\_. I'm next to my (3) \_\_\_\_\_. It has got four (4) \_\_\_\_\_ and a green (5) \_\_\_\_\_.

Example




shorts



home



door



ball




T-shirt



jeans



sofa



windows





# Listening

Listen and number the objects in the order you hear them.



# The classroom

## UNIT 3

Look and match.

computer board table clock ball paint crayons



books shelf milk cupboard desk pencil pen

Complete the sentences.

1. There are many books \_\_\_\_\_ the tables.
2. There is a purple book \_\_\_\_\_ the red and the green books.
3. There is a chair \_\_\_\_\_ the computer.
4. There is a plant \_\_\_\_\_ the fish.
5. There is a green book \_\_\_\_\_ a blue book.
6. There are crayons and paint \_\_\_\_\_ the table.

between

next to

on

in front of

under



# Activities

Look, read and match.



Oscar is drinking water.

Clio is singing.

The teacher is helping them.



Sam is reading a book.

Anne is picking up the trash.

Alex is brushing his teeth.

Nick is painting.



Ben is speaking to Kim and Jake.


Lucy is writing.

Tony is washing his hands.



# Lots of / some

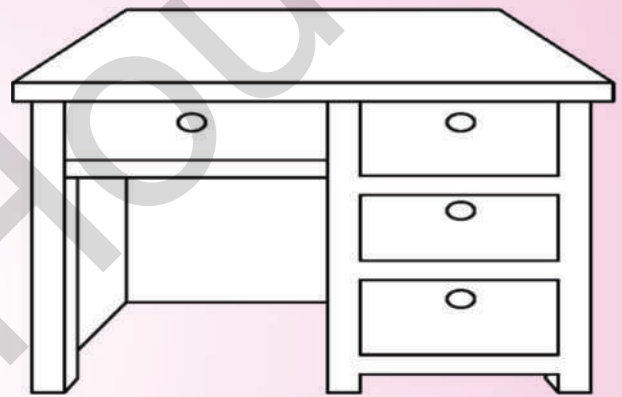
Look, read and colour.



There are a lot of rubbers and some pencils on the table.

Read and draw.

There are a lot of pens and pencils on the desk. Some pencils are blue and the other ones are yellow.



Write lots of letters and numbers in the notebook.



# Colouring time!

Read, look and colour.


The scissors are purple.  
There are two yellow pencils.  
There is a green ruler.  
There is a pink glue bottle.  
There is a blue notebook.  
The schoolbag is orange.  
There are two brown crayons.  
There are two blue colours.  
There are some red sheets.



Read and write the names.

Alice is drawing a fish. Pat is next to Alice. She is writing.  
The teacher is helping Tony. Anna is in front of Tony. She is happy.  
Alex is cutting a paper. He is in front of Pat. Bill is in the bathroom.

Who is not in the picture ? \_\_\_\_\_



# Sports

Find seven sports and draw lines on the letters.  
(Use different colours.)

b	a	s	k	e	t	b	b	a	l	l	t	t
a	f	o	o	t	b	a	a	l	l	a	e	e
s	o	c	c	e	r	d	d	g	s	a	n	n
e	g	n	m	f	b	m	a	e	i	n	i	i
b	a	d	b	i	b	i	i	a	e	n	s	s
a	t	a	v	l	e	n	e	k	n	y	h	h
l	d	b	v	x	h	t	c	g	e	g	f	a
l	a	s	v	l	a	o	e	o	h	f	e	e
f	s	b	a	d	b	n	g	o	l	f	e	e

Write the sports from the chart below the pictures.



Ask and answer.

Can you play football?

No, I can't.  
And you?



# Let's play

Look and count.



Look and choose the correct word.



Bill is \_\_\_\_\_ the ball.  
( bouncing - kicking )



Sue is \_\_\_\_\_ over the stick.  
( throwing - jumping )



Troy is \_\_\_\_\_.  
( running - walking )



Tom is \_\_\_\_\_ the ball.  
( hitting - kicking )



Clio is \_\_\_\_\_ the ball.  
( hitting - throwing )



Nick is \_\_\_\_\_.  
( walking - running )



# Find the differences

Talk to your friend about the pictures and find 5 differences.



Look and write the words.



dbe

apml

gba

anptl

cockl





# Which is your hobby?

Look and name the hobbies .



Draw lines to match the hobbies .

- |    |                      |                |
|----|----------------------|----------------|
| 1  | making               | in the sea.    |
| 2  | flying               | to music.      |
| 3  | singing              | a horse.       |
| 4  | fishing              | badminton.     |
| 5  | riding               | songs.         |
| 6  | painting and drawing | cakes.         |
| 7  | playing              | with a friend. |
| 8  | taking               | a kite.        |
| 9  | swimming             | pictures.      |
| 10 | listening            | photos.        |

What's your favourite hobby?



I love jumping.



I like playing the guitar.




# Who loves playing?

Read and match.

Bill likes playing baseball.

She likes chocolate ice cream.



He enjoys painting.

She loves popcorn.

He enjoys making robots.

Sue likes picking up flowers.


She likes dancing ballet.

They enjoy playing with their dolls.

Anna likes drawing.

She loves her teddy bear.

He likes playing video games.



# Where is it?

Look, read, complete and colour.



There is a blue lamp \_\_\_\_\_ the boy.

There is a white rabbit \_\_\_\_\_ the clock and the books.

There is a brown horse \_\_\_\_\_ the lorry.

There are five books \_\_\_\_\_ the clock and the rabbit.

There are some toys \_\_\_\_\_ the boy.

He is \_\_\_\_\_ the desk.



# Reading

Look and read. Put a tick (✓) or a cross (X) in the box.  
There are two examples.

## Examples




This is an ice cream cone.



This is a doll.



This is a coconut.



This is a table.



This is a guitar.



This is a plant.



These are colours.



# Writing

Look at the pictures and read the questions. Write one-word answers.

Examples



How many children are there? three

What's in the sky? birds



What are the boys playing with?

a \_\_\_\_\_

Where are the children?

in the \_\_\_\_\_

How are they?

\_\_\_\_\_

What is the dog doing?

\_\_\_\_\_

How many girls can you see?

\_\_\_\_\_



# Writing

Read the text and choose a word from the box for each line.



You can find me in birthday (0) \_\_\_\_\_ parties \_\_\_\_\_. People like to use me for decorating their (1) \_\_\_\_\_. Sometimes I have the (2) \_\_\_\_\_ of a boy or a girl on me. In other special occasions, my colours are as bright as (3) \_\_\_\_\_. When parties finish, (4) \_\_\_\_\_ like taking me with them to their homes. After a few days, I get tired – but there is something I love, it is that people (5) \_\_\_\_\_ when they look at me.

Example



parties



smile



kids



houses



stars



eat



name



school



# Listening

Read the questions. Listen and write a name or a number.  
There is one example.

## Example

What is the girl's name?           Maggie          



## Questions

1. Which class are the two children in at school? \_\_\_\_\_
2. What is Maggie's friend's name? \_\_\_\_\_
3. How many cats are there at Maggie's house? \_\_\_\_\_
4. What's the name of Maggie's favourite dog? \_\_\_\_\_
5. How many turtles has Maggie's friend got? \_\_\_\_\_



# What do you do every day?

Look and read.

What do you do every day?



In the morning, I go to school.  
In the afternoon, I have dancing lessons.  
In the evening, I watch television.  
At night, I listen to the radio.

Look at the pictures and unscramble the letters.



latofobl



okob



sarbekfat



deb



ognictmpu selnos



nindre



airdo



ivetlesnio



rapk



hoslco

In the afternoon, Bill has lunch with his mum and dad in the park.





# Make sentences

Look, read and match.



I  
I don't

have

listen

go

walk

watch

play

breakfast in my house.

to the radio at home.

to school.

my dog in the park.

television.

music lessons.

in the park.

dinner with my mum.

to music.

to my friend's house.

to the store.

a film.

with my ball.

to bed.

the guitar in my room.

Interview a friend and write.

What do you do every morning?

---

What do you do every afternoon?

---

What do you do every evening?

---

What do you do at night?

---

What do you do every afternoon?



I play football with my friends.



# What do we do every day?

Look, read and match.



In the evening, I do my homework.

In the afternoon, I take my lunch.

At night, I sleep.



In the evening, I talk to my grandpa.

In the morning, I take a shower.

In the afternoon, I go running.

In the evening, I jump the rope.

In the morning, I go to school.

In the afternoon, I wash my hands.

In the afternoon, I water the plants.

In the morning, I get up.



# Let's remember

Write the first letter of each word in the pictures and find the answer.

What am I reading about?




It's about eating  
\_\_\_\_\_.




It's about playing a  
\_\_\_\_\_.



It's about having fun  
\_\_\_\_\_.




It's about going to  
\_\_\_\_\_.



It's about riding  
\_\_\_\_\_.



It's about making  
\_\_\_\_\_.



It's about going to a  
\_\_\_\_\_.



# How do you get there?

Look and find 9 words for means of transportation.

t	r	i	a	l	b	t	r	r	a	i	p
o	a	s	h	o	g	r	b	o	s	s	l
m	b	t	o	r	r	a	k	g	f	r	a
o	a	r	r	y	b	i	e	e	o	b	n
t	t	d	e	f	u	n	a	b	r	f	e
c	a	r	e	e	s	e	e	r	d	b	i
f	d	h	e	l	m	l	g	p	t	k	s

Write the words for the means of transportation on the lines.



How do you get to school?

We go to school by bus.



# Let's practice

Look and name the activities.



Look, read and make sentences.

The boy with the ball

The kid at the fire

The boy in blue pants

The man in orange clothes

The boy in the water

The boy in brown shorts

The children on the floor

The boy with the computer

The boy with the backpack

The boy on the floor

The boy with orange hair

The man in grey clothes

is

are

playing

eating

riding

doing

surfing

running

drawing

going

reading

flying

his tricycle.

a kite.

a book.

soccer.

at the park.

his homework.

canoeing.

to school.

sausages.

his motor bike.

in the sea.

trees.



# Adjectives


Look and read.

Ok, let's go!



We're going to the shops.

Read and underline the adjectives.



Where are we going?

We're going to the bookshop.

It's a very old shop.



Look! There are new shoes in that shop.

I need a new pair of black shoes for school.

Can we go to the sweets shop ?



Sure! They have the best sweets in town.

What about some ice cream?













Good idea!

After that, we are taking the car to the car wash.



# Irregular plurals

Look at the pictures and complete the words.

1.- m _ n 	2.- m _ n 	3.- c h _ l d 	4.- childr _ n 
5.- p _ r s _ n 	6.- p e _ p _ e 	7.- w o m _ n 	8.- w o m _ n 
9.- t _ _ t h 	10.- t _ _ t h 	11.- f _ _ t 	12.- f _ _ t 

Complete the sentences using the words from the previous activity.

1. My dad is a good m\_\_\_\_\_.
2. I hurt one f\_\_\_\_\_ in the football game.
3. The p\_\_\_\_\_ over there are teachers.
4. My students are very nice c\_\_\_\_\_.
5. Use your two f\_\_\_\_\_ to jump like a bunny.
6. The football team needs eleven m\_\_\_\_\_.
7. That beautiful w\_\_\_\_\_ is my mum.
8. You need to wash your t\_\_\_\_\_ after you eat.
9. My two teachers are kind w\_\_\_\_\_.
10. This funny c\_\_\_\_\_ is my sister's son.



# I miss my grandparents

Look at the pictures and complete the sentences using the words in the box.

baseball	grandparents	picnic	brother
park	I	bikes	next
his	sunny	albums	flowers



These are my \_\_\_\_\_.  
They live \_\_\_\_\_ to a park.



In that \_\_\_\_\_, we  
can have a \_\_\_\_\_.



I can play \_\_\_\_\_  
with my \_\_\_\_\_.



My friend and \_\_\_\_\_ can ride  
our \_\_\_\_\_ and have fun.



We can play  
on a \_\_\_\_\_ day.



We can give some  
\_\_\_\_\_ to grandma.



Grandpa always shows us \_\_\_\_\_  
photo \_\_\_\_\_.





# More adjectives

Read and match. Then underline the adjectives.



My grandma is an old woman.

The ice cream is cold.

My white shirt is clean.

Sam is sad.

Iker is very dirty.

Bill is very happy.

My baby brother is young.

We drink hot chocolate.



Draw lines to match opposites.


new  
young  
clean  
hot  
happy

dirty  
cold  
old  
sad  
old




# Review

Look and name the things. Then complete and draw.



In the bedroom

b \_ \_ \_  
 \_ o \_ \_ \_  
 b \_ \_ \_ k c \_ \_ \_ e  
 \_ o m \_ \_ \_ t \_ \_ \_



In the living room

s \_ \_ \_ \_  
 \_ \_ l \_ \_ v \_ \_ s i \_ \_ \_  
 \_ a \_



In the dining room

t \_ \_ \_ l \_ \_  
 \_ \_ a \_ \_ \_ \_  
 d \_ \_ \_ r



In the kitchen

c \_ \_ \_ b \_ \_ \_ r \_ \_  
 s \_ o \_ \_ \_  
 \_ r \_ \_ \_ g \_ \_  
 c \_ \_ \_ k \_ \_ r



# Where is it?

Read, look and complete the sentences using the words in the box. Then colour the transportation means.

behind	in	next to	in	in
--------	----	---------	----	----


There is a big red plane \_\_\_\_\_ the sky.

There is an orange helicopter \_\_\_\_\_ the big plane.

There is a green submarine \_\_\_\_\_ the water.

There is a brown train \_\_\_\_\_ the city.

There is a yellow car \_\_\_\_\_ the bushes.



# Writing

Read the text and choose a word from the box for each line.

## Example

I live with Johny. My (0) body and tail are brown. I smell with my black (1) \_\_\_\_\_. I walk and run on my four (2) \_\_\_\_\_ and I live in Johny's (3) \_\_\_\_\_. I like eating meat and bones and I drink (4) \_\_\_\_\_. I play a lot during the day and I protect the (5) \_\_\_\_\_ at night.






What am I?


I am a dog.



body	lunchbox	legs	nose
ears	house	water	garden

Look at the pictures. Look at the letters. Write the words.

	-----	m r c o u e p t
	-----	s e k d
	-----	k l c o c
	-----	a b t h
	-----	p e h o n



# Reading

Read, look and write yes or no.



## Example

The family is having breakfast. yes

The children's dad is reading. no

## Questions

You can see two apples on the table. \_\_\_\_\_

The girl is eating bananas. \_\_\_\_\_

The baby is drinking milk. \_\_\_\_\_

The children's mum is not helping the baby. \_\_\_\_\_

The girl has got brown long hair. \_\_\_\_\_



# Listening

Read the questions. Listen and write a name or a number.  
There are two examples.



## Example

What's her name? Jill

How old is she? 7

## Questions

1. What is Jill's brother's name? \_\_\_\_\_
2. What school does the girl go to? \_\_\_\_\_
3. What is Jill's dog name? \_\_\_\_\_
4. What does Jill's dog eat? \_\_\_\_\_
5. How many friends has Jill got? \_\_\_\_\_



# Animals

## UNIT 5

Look and write the words for the animals.



b \_\_\_\_\_



c \_\_\_\_\_



e \_\_\_\_\_



f \_\_\_\_\_



g \_\_\_\_\_



t \_\_\_\_\_



h \_\_\_\_\_



l \_\_\_\_\_



l \_\_\_\_\_



m \_\_\_\_\_



s \_\_\_\_\_



s \_\_\_\_\_

What is your favourite animal?

Yes, I do!  
I love birds!

I like parrots!  
Do you have a favourite animal?



# Guess the place

Read and complete the sentences using the words from the box.

school    zoo    shop    home    park



Alex flies a kite in the

\_\_\_\_\_.

They paint at

\_\_\_\_\_.

Lucy jumps the rope at

\_\_\_\_\_.

Robert takes a photo of a penguin at the

\_\_\_\_\_.

Alex chooses a toy in the

\_\_\_\_\_.

Andrew takes a bath at

\_\_\_\_\_.

Mark plays with a bunny at

\_\_\_\_\_.

Mark and Lucy have a picnic at the



\_\_\_\_\_.

Alexis looks at the monkeys in a

\_\_\_\_\_.

They play videogames at

\_\_\_\_\_.





# Must / mustn't

Read the text. Then complete the sentences using must or mustn't.



You must feed your dog.  
You mustn't give chocolate  
to your dog.

You must water the plants.  
You mustn't drop garbage at  
the plants.



You \_\_\_\_\_ drink water every day.



You \_\_\_\_\_ do exercise every day.



You \_\_\_\_\_ play in the street.



You \_\_\_\_\_ speak to strangers.

You \_\_\_\_\_ wash your hands before  
eating.



# Would you like...?

Read and answer the questions using the words in the box.

make a sandwich	fly my kite	read a book	take some photos
see a giraffe	buy a watch	have a bath	ride my bike

1. Would you like to go home? Yes, I want to make a sandwich. I'm hungry.
2. Would you like to go to the zoo? \_\_\_\_\_
3. Would you like to go to the park? \_\_\_\_\_
4. Would you like to go to the shops? \_\_\_\_\_
5. Would you like to go home? \_\_\_\_\_
6. Would you like to go to the zoo? \_\_\_\_\_
7. Would you like to go to the park? \_\_\_\_\_
8. Would you like to go to the library? \_\_\_\_\_

drinking   swimming   eating   sleeping



Look at those dolphins.  
They are \_\_\_\_\_.



Look at the dog.  
It is \_\_\_\_\_.



Look at the dog.  
It is \_\_\_\_\_ a bone.



Look at that dog.  
It is \_\_\_\_\_.  
Shhh!



# More animals

Find fifteen animals.

c	r	o	c	o	d	i	l	e	r	s	g
e	m	e	o	j	h	o	r	s	r	p	r
d	o	l	w	s	i	i	t	i	e	r	a
u	n	e	a	s	p	i	d	e	r	p	f
c	k	e	l	e	p	h	a	n	t	e	r
k	e	p	i	g	s	a	t	e	r	r	s
a	y	a	o	f	r	h	e	f	i	s	f
f	f	n	n	f	r	o	g	f	i	s	h

Write the words for the animals on the lines.



c \_\_\_\_\_



d \_\_\_\_\_



f \_\_\_\_\_



f \_\_\_\_\_



g \_\_\_\_\_



h \_\_\_\_\_



h \_\_\_\_\_



l \_\_\_\_\_



m \_\_\_\_\_



e \_\_\_\_\_



s \_\_\_\_\_



c \_\_\_\_\_



s \_\_\_\_\_



t \_\_\_\_\_



g \_\_\_\_\_

Would you like to go to the zoo?

So do I.

Yes, I love animals.



# It's my birthday

Look and read.

This is my birthday party!  
I'm eight years old now.



It's a fantastic party!

A party always needs balloons.

Look and write the words.  
I got many presents!



c \_ \_ \_



c \_ \_ \_



c \_ \_ \_



d \_ \_ \_



g \_ \_ \_



k \_ \_ \_



m \_ \_ \_



s \_ \_ \_



c \_ \_ \_



l \_ \_ \_



b \_ \_ \_

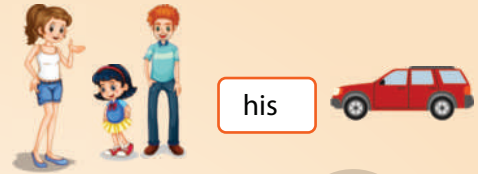


g \_ \_ \_



# Whose are these?

Look at the pictures and complete.



Whose party is it?

\_\_\_\_\_




Whose dog is that?

\_\_\_\_\_




Whose doll is that?

\_\_\_\_\_



Whose book is that?

\_\_\_\_\_




Whose car is that?

\_\_\_\_\_



Whose box is that?

\_\_\_\_\_



# My vacations

Look at the pictures and complete the sentences using the words in the box.

swim    ice cream    table tennis    shells    hot    beach  
play    afternoon    make    brother    ball    water    sea

He can play \_\_\_\_\_  
with his \_\_\_\_\_ in  
the \_\_\_\_\_.



He can \_\_\_\_\_ and  
play in the \_\_\_\_\_.



It's too \_\_\_\_\_!  
She can eat \_\_\_\_\_.



They can \_\_\_\_\_ with  
a \_\_\_\_\_ and have  
fun .



They can pick up  
\_\_\_\_\_ in front of  
the \_\_\_\_\_.



He can sleep  
at the \_\_\_\_\_.



We can \_\_\_\_\_ a  
sandcastle.



# Actions and things

Match the pictures with the verbs. Then use the verbs to write 5 complete sentences.



to drink

to wear

to eat

to listen to

to ride

to read

to kick

to fly

to write

to jump




Complete sentences.

0. I like to drink lemonade. \_\_\_\_\_
1. \_\_\_\_\_
2. \_\_\_\_\_
3. \_\_\_\_\_
4. \_\_\_\_\_
5. \_\_\_\_\_



# Review

Write the first letter of each word to find the message.




I can do my Starters Exam.





# Writing

Look at the pictures. Look at the letters.  
Write the words.

	keac _____ cake _____
	weetss _____
	ueicj _____
	coalohetc _____
	pnseert _____
	allboon _____



# Writing

Look at the pictures and read the questions.  
Write one-word answers.



## Questions

How many elephants are there?

\_\_\_\_\_

What food can you eat in this place?

\_\_\_\_\_

Where are the giraffes?

next to the \_\_\_\_\_

Where are the zebras?

in front of the \_\_\_\_\_

How many big animals are there?

\_\_\_\_\_



# Listening


Listen and number the birds in the order you hear them.




# Listening

Listen and tick (✓) the box. There is one example.


0. What is the boy's bedroom?



A



B



C

1. Where are the onions?



A



B



C

2. What's the boy doing?



A



B



C



3. Which is the kid's mum?



A



B



C

4. What does the girl like doing on the beach?



A



B



C



# Listening

Listen and draw lines – follow instructions.

