

The book cover features a central blue globe with a white grid. A female teacher with red hair and a purple top is positioned at the top of the globe, smiling with her arms raised. Two young boys are also on the globe: one on the left with brown hair and a yellow shirt, and one on the right with brown hair and an orange shirt, both smiling and waving. The globe is surrounded by stylized white clouds. At the bottom left, a yellow hot air balloon with a brown basket is visible. The background consists of light blue and green rays emanating from behind the globe. The title 'Beginners Grammar' is written in a bold, orange, sans-serif font with a white outline and a drop shadow, centered over the globe. A large, semi-transparent watermark 'TEACHERS HOUR' is oriented diagonally across the globe.

# Beginners

## Grammar

## **Beginners Grammar**

Serie Kidz

Libro ESL y preparación para exámenes internacionales estandarizados.

**Texto** Sergio Velázquez García

**Diseño** Araceli Vanessa Cruz Maya

**Edición** Renzo Arzate Nava

San Cristobal, Ecatepec, Edo. Mex

Primera Edición, Junio 2020.

Impreso en México por EnglishHouse México.

**[www.englishhouse.mx](http://www.englishhouse.mx)**

Esta obra tiene todos los derechos reservados. Se prohíbe la reproducción total o parcial sea cual fuere el medio, sin el consentimiento por escrito del titular de los derechos correspondientes.

EnglishHouse



# Contents

- |                                 |         |
|---------------------------------|---------|
| 1. It's a camera!               | Page 3  |
| 2. The old yellow sweater!      | Page 12 |
| 3. That sandwich is mine!       | Page 25 |
| 4. Those pictures are cool!     | Page 34 |
| 5. What are you doing?          | Page 51 |
| 6. They are spelling now!       | Page 57 |
| 7. She loves trees and flowers! | Page 60 |
| 8. The cake's on the table!     | Page 64 |
| 9. What is she doing?           | Page 75 |





# Lesson 1. It's a camera!

Look at the pictures and complete the sentences.

1. My **dad** is using **a** \_\_\_\_\_.



c \_ m \_ r \_

2. My **sister** is using **an** \_\_\_\_\_.



\_ m b r \_ l l \_

3. My b \_\_\_\_\_ is using **a** \_\_\_\_\_.



p \_ n c \_ l

4. I am writing in **a** \_\_\_\_\_.



n \_ t \_ b \_ \_ k

5. My m \_\_\_\_\_ is using **the** \_\_\_\_\_.



c \_ m p \_ t \_ r

6 My d \_\_\_\_\_ is playing with **a** \_\_\_\_\_ stick!!



g l \_ \_ stick





## Good to know note!

Read, listen and repeat.

A noun is a word for a person or people, a place, an animal or a thing.

- Mum is **a** noun.
- House is **a** noun.
- Cat is **a** noun.
- Bike is **a** noun.



Look, read and order the words.



frog



mother



garden



brother



house



game



goat



kite

people



place



animal



thing



-----  
-----

-----  
-----

-----  
-----

-----  
-----





Look and colour the boxes that have nouns. Use **blue** for people, **orange** for places, **green** for animals and **yellow** for things.

cat	big	Tom	dog
dad	eraser	yes	are
pencil	sister	house	pink
park	is	mum	notebook
open	a	glue stick	bird
garden	ruler	my	grandfather

Read and answer the questions about nouns. Cross out the word that can't be in the group.

1. Which word is not for people?

baby

boy

children

cow

2. Which word is not for places?

street

zoo

child

bus stop

3. Which word is not for animals?

giraffe

cake

duck

goat

4. Which word is not for things?

camera

eat

bed

jacket





## Good to know note!

Read, listen and repeat.

When you see a vowel in the next word, write an. When the next word has a different letter, just write a. Look!!!

↓  
**a**pple

↓ = write **an** This is **an** apple.



↓  
**e**lephant

↓ = write **an** This is **an** elephant.



↓  
**g**iraffe

↓ = write **a** This is **a** giraffe.



↓  
**h**ippo

↓ = write **a** This is **a** hippo.



This is    **b**   .



This is    **e**   .



This is    **h**   .





This is   e  .



This is   d  .



This is   o  .


### Good to know note!

When the noun is **plural**, you **don't need** the **a** or **an**!

Count and notice the plurals.



Two frogs



Three feet



Four hats



Five beans



Read, look and write.



These are c            s.



These are g            s.



These are p            s.



These are p            s.







Look, read and circle the correct answer.

1. Is it a jacket?

Yes, it is.

No, it isn't.



2. Is it an armchair?

Yes, it is.

No, it isn't.



3. Are they shoes?

Yes, they are.

No, they aren't.



4. Are they flowers?

Yes, they are.

No, they aren't.



5. Is it a doll?

Yes, it is.

No, it is not.



6. Are they toys?

Yes, they are.

No, they aren't.





## Talking Time!

Listen and repeat. Then practice with a friend.

**Teacher:** Is Sandra wearing a coat?



**You:**

Yes, she is.

That's right.



I'm not sure.



No, she isn't.

I don't think so.



**Teacher:** But it is sunny out there!

**You:**

You're right!

Oh, is it? Maybe she's sick.



Yes, but it's windy too.

Look and guess what things your friends are hiding from you.

1. Is that my blue \_\_\_\_\_ ?



2. Is this my pink \_\_\_\_\_ ?



3. Are those my yellow \_\_\_\_\_ ?



4. Are these my brown \_\_\_\_\_ ?





Read and draw lines to match.

1. My **mom** is wearing

the **markers**.



2. I always **use** my

**her** new shoes.




3. The **teacher** is using

at **the park**.



4. My **brother** isn't using

**notebook** in class.



5. The cat is **playing**

**his** crayons.





## Read and unscramble the words to complete the text.

Hello! My name is K \_\_\_\_\_ (llyKe). I am 10 years old. I have one b \_\_\_\_\_ (rhbtoer). His name is Peter, and his mum is also my m \_\_\_\_\_ (umm). H \_\_\_\_\_ (hre) name is Alex, and her husband is my f \_\_\_\_\_ (atfher). He is 30 years old. His dad is my g \_\_\_\_\_ (grafandtehr) and my grandmother is h \_\_\_\_\_ (hsi) wife. They are very nice. I really l \_\_\_\_\_ (velo) my f \_\_\_\_\_ (amfily).



## Read and write the words on the lines.

colours

eraser

school

homework



At my \_\_\_\_\_, my **classmates** and I always **use** our \_\_\_\_\_. The teacher **gets angry** if **we don't bring** our \_\_\_\_\_ and when we have exams, I always **lose** my \_\_\_\_\_, so I **can't correct** my **mistakes**.





## Lesson 2. The old yellow sweater!

Look at the numbers and complete with the correct word.



1. My mom is wearing a r \_ \_ d s w \_ \_ \_ t \_ \_ r.

2. Her favourite s k \_ \_ r t is b l \_ \_ c k.

3. She loves her p \_ \_ n k s n \_ \_ \_ k \_ \_ r s.

4. My dad is wearing a b l \_ \_ \_ s h \_ \_ r t.

5. His old b r \_ \_ w n s h \_ \_ \_ s are nice.

6. His y \_ \_ l l \_ \_ w w \_ \_ t c h is nice.





## Good to know note!

**Adjective:** It is used to describe a person, object or animal and they need a specific order.

	<b>opinion</b>	<b>size</b>	<b>age</b>	<b>colour</b>	<b>noun</b>
a	beautiful	big	new	blue	shirt
a	ugly	small	old	white	blouse

**Read and put the words in the correct section.**



new



ugly



jeans



white



long



big



dress



blue



nice



old



clean



short



young



purple



TV

**Opinion**

**Size**

**Age**

**Colour**

**Noun**

---



---



---



---



---



---



---



---



---



---



---



---



---



---



---





Look at the pictures and unscramble the words. Look at the small prompts – they will help you find the answer.



clothes wearing new They are

people plural -ing verb adjective noun

1. \_\_\_\_\_

an ugly is old dress She wearing

person singular -ing verb opinion age noun

2. \_\_\_\_\_

T-shirt yellow I wearing am a nice

person singular -ing verb opinion colour noun

3. \_\_\_\_\_





Read and listen to your teacher. Choose the correct response, put a tick. Incorrect response, put a cross (X).

1. What **are you wearing** for the party today?

- a) You are wearing a skirt. \_\_\_\_\_
- b) I am wearing skirt. \_\_\_\_\_
- c) I am wearing a skirt. \_\_\_\_\_



2. What **colour is** your dress?

- a) Yes, it is. \_\_\_\_\_
- b) It is red. \_\_\_\_\_
- c) I love my dress. \_\_\_\_\_

3. Which do you like, a red T-shirt **or** a blue one?

- a) I love colours. \_\_\_\_\_
- b) I love blue! \_\_\_\_\_
- c) Yes, please. \_\_\_\_\_



4. **Are you wearing** sneakers or shoes today?

- a) My favourite sneakers! \_\_\_\_\_
- b) They are sneakers. \_\_\_\_\_
- c) They are shoes. \_\_\_\_\_







Look and describe the pictures.



This is Miss Sanders.

1. Her **skirt** is \_\_\_\_\_.
2. Her **blouse** is \_\_\_\_\_.
3. Her **shoes** are \_\_\_\_\_.
4. She is **wearing a** nice \_\_\_\_\_ hat.
5. She has a brown handbag.



This is Mr Williams.

1. His **trousers** are \_\_\_\_\_.
2. His **T-shirt** is \_\_\_\_\_.
3. His **glasses** are \_\_\_\_\_.
4. He is **wearing a** \_\_\_\_\_ hat.
5. He **has a** cool \_\_\_\_\_ watch.





Read and draw lines to match.

1. This is a **new** skirt.
2. This is a **beautiful** dress.
3. This is an **orange** hat.
4. This is a **small** jacket.
5. These are **red** shoes.



Look at the picture again and write.

This is a list of adjectives.

1. \_ \_ \_
2. \_ \_ \_ \_ \_ \_ \_ \_
3. \_ \_ \_ \_ \_
4. \_ \_ \_ \_ \_
5. \_ \_ \_

This is a list of nouns.

1. \_ \_ \_ \_ \_
2. \_ \_ \_ \_ \_
3. \_ \_ \_
4. \_ \_ \_ \_ \_ \_
5. \_ \_ \_ \_ \_





## Read and draw lines to match.

1. These are brown trousers.
2. This is a dirty T-shirt.
3. This are black glasses.
4. These are blue socks.
5. This is an orange bag.



## Look at the picture again and write.

This is a list of adjectives.

1. \_ \_ \_ \_ \_
2. \_ \_ \_ \_ \_
3. \_ \_ \_ \_ \_
4. \_ \_ \_ \_ \_
5. \_ \_ \_ \_ \_

This is a list of nouns.

1. \_ \_ \_ \_ \_
2. \_ \_ \_ \_ \_
3. \_ \_ \_ \_ \_
4. \_ \_ \_ \_ \_
5. \_ \_ \_ \_ \_





**Read and circle the adjectives; underline the clothes.**

Today the sun looks b\_\_\_\_\_ (**igb**) in the sky, so my mum is wearing a n\_\_\_\_\_ (**icne**) white dress and an o\_\_\_\_\_ (**dlo**) hat. She looks f\_\_\_\_\_ (**ufnyn**)! My dad is wearing some r\_\_\_\_\_ (**der**) trousers with a y\_\_\_\_\_ (**wolyle**) T-shirt.

I don't have any sisters, but my y\_\_\_\_\_ (**nugoy**) brother has a special style; his bag is big and w\_\_\_\_\_ (**hietw**) and his glasses are very old.

I am wearing a nice skirt with a b\_\_\_\_\_ (**lube**) blouse. Look!

Don't you think my clothes are cool!

Oh, and my shoes are n\_\_\_\_\_ (**wne**)!



**Read and answer the questions about the text. Write one-word answers.**

- 1. **How does the sun** look? It looks \_\_\_\_\_.
- 2. **How does mum** look? She looks \_\_\_\_\_.
- 3. The **girl has** one sister, true or false? \_\_\_\_\_.
- 4. The **girl thinks** her clothes are \_\_\_\_\_!
- 5. The **girl's shoes are** old, true or false? \_\_\_\_\_.





Read and complete the text using the words in the box.

words	friends	teacher
clothes	competition	day

Today is **a special 1** \_\_\_\_\_. I am wearing **my favourite 2** \_\_\_\_\_; my blue jeans, my orange T-shirt and my black shoes.

It is a nice day to go out and **play with my 3** \_\_\_\_\_. We like practising spelling when we play. We think it is very fun.

When we move, we complete the correct **spelling of the 4** \_\_\_\_\_!

**Our 5** \_\_\_\_\_ **says** it is a great idea, but we have to concentrate when it is **the real spelling 6** \_\_\_\_\_.



Read and answer the questions about the text. Write one-word answers.

- The **boy says** these clothes are his \_\_\_\_\_.
- The **boy says** the day is \_\_\_\_\_.
- What do the friends** like to do? Practise \_\_\_\_\_.
- The **teacher says** their idea is \_\_\_\_\_.
- The **friends concentrate** for the real spelling \_\_\_\_\_.





Look and draw lines. When you find a match, say...

- This is a...
- These are...

a board

books

a bookcase




markers



colours

a desk



a door

an eraser

a ruler

a teacher










## Look, listen and read.

Person	Pronoun	Adjective	Possession
I	I have a book.	my	This is <b>my</b> book.
You	You have a marker.	your	This is <b>your</b> marker.
He	He has a ruler.	his	This is <b>his</b> ruler.
She	She has two colours.	her	These are <b>her</b> colours.
It	It has one door.	its	This is <b>its</b> door.
We	We have an eraser.	our	This is <b>our</b> eraser.
You	You have a book.	your	This is <b>your</b> book.
They	They have 6 colours.	their	These are <b>their</b> books.

## Read and complete the sentences.

1. She **has got** a book.  It is \_\_\_\_\_ book.
2. I **have got** a computer.  It is \_\_\_\_\_ computer.
3. You **have got** a desk.  It is \_\_\_\_\_ desk.
4. They **have got** a board.  It is \_\_\_\_\_ board.
5. He **has got** a red colour.  It is \_\_\_\_\_ red colour.





Read the questions, the options and mark a possible response.  
Then listen and circle the correct answer.

When you have all the correct answers, practice the conversation with your teacher or a friend.

**1. That blue colour is new.**

- a) It's my colour.
- b) It's not my favourite colour.
- c) No, my new colour is blue.

**2. Her school is very big.**

- a) Yes, it's very small.
- b) Yes, the name of her school is big.
- c) Yes, I like her school.

**3. The teacher is very funny.**

- a) Yes, they are.
- b) Yes, they are beautiful.
- c) Yes, her name is Sarah.

**4. Look! These markers are great!**

- a) Yes, your markers are fantastic!
- b) No, your markers are great!
- c) Yes, my markers are cool!







Look, read and circle the correct word.

1. Where is **my** / **I** school?
2. She is **she** / **her** teacher.
3. This is my dog. **Its** / **it** name is Shaggy.
4. **They** / **Their** house is big.
5. That is not **he** / **his** backpack.



Complete the sentences using the words you circled.

1. Where is \_\_\_\_\_ school?
2. She is \_\_\_\_\_ teacher.
3. This is my dog. \_\_\_\_\_ name is Shaggy.
4. \_\_\_\_\_ house is big.
5. That is not \_\_\_\_\_ backpack.

Look and complete the sentences using possessive adjectives.

1. **(They)** \_\_\_\_\_ toy cupboard is very big.
2. **(He)** \_\_\_\_\_ classes are very funny.
3. **(She)** \_\_\_\_\_ board is very clean.
4. **(I)** \_\_\_\_\_ playground is not big and we can't play football.
5. **(We)** \_\_\_\_\_ house has eight rooms.





## Lesson 3. That sandwich is mine!

Look, read and circle the correct option. Then identify the children by name and write them in the boxes.



1. **Sam**

Today, I am eating **a** / **an** apple pie. It is delicious.

2. **Dan**

I am drinking **a** / **an** glass of soda because I am thirsty.

3. **Ben**

I am drinking **a** / **an** glass of orange juice. It is my favourite drink.

4. **Pat**

I am eating **a** / **an** ice cream cone and a / an chocolate bar.





## Good to know note!

**Determiners:** They are used in front of nouns to tell what thing you are talking about!

Read and complete using the determiners.

This

these

those

this



that

1. \_\_\_\_\_ sandwich is mine. It's here on my book.
2. \_\_\_\_\_ cookies are my favourite. My friends like these too.
3. I don't like \_\_\_\_\_ vegetables. I prefer carrots.
4. We need to buy \_\_\_\_\_ bread. Dad loves it!
5. I need \_\_\_\_\_ milk. The other one is expensive.

Look at the picture and tell what you can see.

This is a...

These are...





**Listen and draw lines to match. The girl on the track will tell you what colour to use.**

- |           |            |                |
|-----------|------------|----------------|
| There is  | • many     | • milk.        |
| There are | • a little | • cucumbers.   |
| There is  | • a lot of | • rice.        |
| There are | • a few    | • tomatoes.    |
| There is  | • no       | • apple juice. |
| There are | • some     | • eggs.        |

**Look at the picture and the options. Cross out the incorrect options and write the correct one on the line.**

1. There are \_\_\_\_\_ candies.

many

some

no



2. There is \_\_\_\_\_ water.

a lot of


much

a little





3. There are \_\_\_\_\_ oranges.



a few

a lot of

some

4. There is \_\_\_\_\_ fruit in the basket.



many

some

no





Read and write the missing words, then practise ordering food in a restaurant with a friend. Remember to switch roles.

## At the restaurant

**Waiter:** Hello! Good morning.  
Welcome to our restaurant.  
How can I help you?

**Person ordering:** Hello! Good morning.  
Can I have **some** \_\_\_\_\_, please?

**Waiter:** Oh, for sure!  
Something else? A drink?  
Maybe, Orange \_\_\_\_\_.

**Person ordering:** Yes! A glass of orange juice and **some** chocolate \_\_\_\_\_, please!

**Waiter:** Of course!  
Just \_\_\_\_\_ **moment**, please!



### MENU

eggs.....	\$20
meat.....	\$30
cake.....	\$15
orange juice.....	\$10
sandwich.....	\$20
ice cream.....	\$12
fruit.....	\$18
yogurt.....	\$10
pizza.....	\$25
salad.....	\$20
cereal.....	\$15
pasta.....	\$19
chicken.....	\$27





Look at the pictures and put a tick (✓) or a cross (X).



My name is Purplis!

1. Purplis has **one** big blue **eye**. \_\_\_\_\_
2. He has **a lot of** white hair on its body. \_\_\_\_\_
3. He has **lots of spots** on its body. \_\_\_\_\_
4. He has **many teeth** in his mouth. \_\_\_\_\_
5. He has **no ears**. \_\_\_\_\_
6. There is **a yellow star** on its magic stick. \_\_\_\_\_






## Good to know note!

A good idea to use some determiners is  
pay attention to the distance



1. **This is** the face I make on Mondays




2. **That is** the face I make on Tuesdays.




3. **These are** the eyes I have on Wednesdays.




4. **Those are** the eyes I have on Thursdays.




5. T \_\_\_\_ the face I make on Fridays.




6. T \_\_\_\_ the face I make on Saturdays.



7. T \_\_\_\_ the eyes I have on Sundays.



8. T \_\_\_\_ the eyes I have when there is  
an exam.



9. T \_\_\_\_ the face I make when I eat  
tacos.







Look at the picture and complete the text.



I am going on a picnic with my family!!!

For this Sunday picnic, I am taking **some great red** a \_\_\_\_\_,  
**a lot of sweet green** g \_\_\_\_\_, **many** delicious  
c \_\_\_\_\_ and also **some** bottles of w \_\_\_\_\_ because  
it is sunny outside, we will get thirsty!

For dessert, I am taking **some chocolate** c \_\_\_\_\_ and  
**some strawberry** i \_\_\_\_\_ c \_\_\_\_\_.

This Sunday picnic will be deliciously fun!!!





Complete the text using the words in the box.

Text 1

*I love visiting grandma!!!*

When I visit grandma, she always bakes a delicious cake for me. She mixes \_\_\_\_\_ eggs with \_\_\_\_\_ sugar, \_\_\_\_\_ of flour and also \_\_\_\_\_ milk.



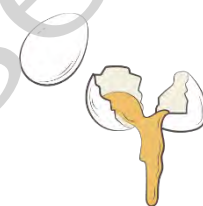
a little



a lot



some



a few

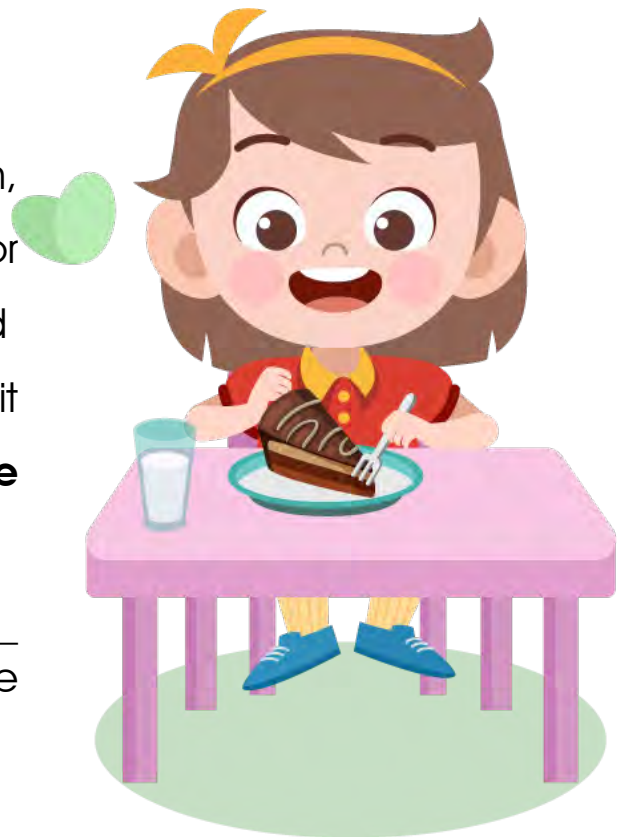
Read and discover what the missing words are.

Text 2

*I got hungry and thirsty!!!*

When I am h\_\_ngry, I go to the kitchen, open the fridge and see what's inside. For example, now, **there are two** c\_\_rr\_\_ts and **a glass of** m\_\_lk. **There is an** \_\_ppl\_\_ but it doesn't smell well. Oh! **There is some** ch\_\_c\_\_l\_\_t\_\_ cake and it looks nice!

I think I am going to eat **a piece of** c\_\_k\_\_ with **the glass of** m\_\_lk because I like chocolate and I'm t\_\_irsty too!!







# Lesson 4. Those pictures are cool!

Look and match the words with the pictures.

a piano

a guitar

a radio



a book

a camera

a photo

Look, trace and colour.

Singular

This



Plural

These



Singular

That



Plural

Those





Look at the pictures and complete with this, that, these, those.

1. \_\_\_\_\_ piano is big.



2. \_\_\_\_\_ book is very interesting.




3. \_\_\_\_\_ photos are very small.



4. \_\_\_\_\_ books are for my class.



5. \_\_\_\_\_ is my camera.





Read and choose the correct response. Correct response, put a tick. Incorrect response put a cross (X).

1. That guitar is mine.

a) Wow, it's one. \_\_\_\_\_

b) It's incredible. \_\_\_\_\_

c) Which one? \_\_\_\_\_



2. These pianos come from Africa.

a) They are too many. \_\_\_\_\_

b) They are cool! \_\_\_\_\_

c) I can't tell you. \_\_\_\_\_




3. This radio is very old.

a) It's not fantastic. \_\_\_\_\_

b) But it is amazing. \_\_\_\_\_

c) It's working any more. \_\_\_\_\_



4. Those pictures are cool.

a) Yes, it is one. \_\_\_\_\_

b) Yes, they are incredible. \_\_\_\_\_

c) Yes, you like them. \_\_\_\_\_





Look and read. Write the word each picture shows to complete the text correctly.

Today I go to the music shop **and** see **a** beautiful \_\_\_\_\_, **but**



it is very expensive, **so** I decide to go to the music section **and** I find

some beautiful \_\_\_\_\_, they look good **for** my lessons.



The shop has **a** nice \_\_\_\_\_ programme, **but** I **don't** know its



name. I want **to** look for some \_\_\_\_\_ **in** the reading section



**and** I'd like to buy **a** modern \_\_\_\_\_ **too**. **Next Saturday** is my



birthday **and** I want to **use** it to get some great \_\_\_\_\_ of me



and my friends.





Look, read and find the mistakes. Then rewrite the sentences correctly. Circle the mistakes red.

1. These is a nice guitar.

T \_ \_ \_ i \_ \_ n \_ \_ \_ g \_ \_ \_ .

2. That are big pianos.

T \_ \_ \_ a \_ \_ \_ b \_ \_ \_ p \_ \_ \_ .

3. This are beautiful songs.

T \_ \_ \_ a \_ \_ \_ b \_ \_ \_ s \_ \_ \_ .

4. Those is a very old radio.

T \_ \_ \_ i \_ \_ \_ v \_ \_ \_ o \_ \_ \_ r \_ \_ \_ .

5. These are very interesting book.

T \_ \_ \_ a \_ \_ \_ v \_ \_ \_ i \_ \_ \_ b \_ \_ \_ .





## Personal Pronouns

Unscramble the words.



\_\_\_\_\_

i b k e



\_\_\_\_\_

o a b t



\_\_\_\_\_

u b s



\_\_\_\_\_

r a c



\_\_\_\_\_

e h i l o c t p r e

Look and read. Then listen and sing.

**I** - it's when **I** ride **my** car.

**You** - it's when **you** go by bus.

**He** - it's when **he** rides **his** bike.

**She** - it's when **she** goes by boat.

**It** - look **it** flies so high!

What is **it**?

**It's** a helicopter!

**We** - when **we** ride **our** bikes.

**You** - when I can't go with **you**.

**They** - when I am not with **them**.







Look, read and complete the sentences using the words in the box.

I    You    He    She    It    We    You    They

1. These are **Alex** and **Lucy**.  
\_\_\_\_\_ are driving a car.



2. These are **May** and **me**.  
\_\_\_\_\_ are flying a helicopter.



3. **Ben!** \_\_\_\_\_ are eating pizza!



4. Hi! My name is **Anna**.  
\_\_\_\_\_ am studying for my exam.



5. This is **Bill**.  
\_\_\_\_\_ is waiting for the bus.



6. This is **Tobi**.  
\_\_\_\_\_ is playing with a ball.



7. Hey, **Dan** and **Grace**, would \_\_\_\_\_ like to eat some ice cream?



8. This is my mum.  
\_\_\_\_\_ is very cool and funny.





Read, listen and choose the correct response. Correct response, put a tick. Incorrect response, put a cross (X).

1. I am dancing hip-hop!

a) It's not a music.

\_\_\_\_\_

b) Always.

\_\_\_\_\_

c) Wow! It sounds like fun!

\_\_\_\_\_

2. Look! I am eating a hot dog!

a) He is hungry.

\_\_\_\_\_

b) Yummy! They are delicious!

\_\_\_\_\_

c) I need one!

\_\_\_\_\_

3. We are traveling to the beach.

a) It's not a trip.

\_\_\_\_\_

b) That's fantastic!

\_\_\_\_\_

c) Enjoy your food.

\_\_\_\_\_

4. Mum is cooking dinner.

a) Her food is always great!

\_\_\_\_\_

b) Her food is ready.

\_\_\_\_\_

c) Her food is not here.

\_\_\_\_\_





Read and match the halves.

- |                         |   |                  |
|-------------------------|---|------------------|
| 1. Kim and I            | • | • She            |
| 2. Jill and Tony        | • | • You (singular) |
| 3. My pet "Lucas"       | • | • We             |
| 4. Sue                  | • | • He             |
| 5. Nick                 | • | • I              |
| 6. Hello, my friend!    | • | • They           |
| 7. Hi, my friends!      | • | • You (plural)   |
| 8. Do you know my name? | • | • It             |





Look at the pictures and complete the texts using personal pronouns. Then listen, follow and check.

1. **This is** Dan. \_\_\_\_\_ **likes playing** the guitar. \_\_\_\_\_ **thinks** music is great. \_\_\_\_\_ always **practises** in the evening.


Dan **likes talking** to his parents about **his** dreams. \_\_\_\_\_ **wants to learn** to play other instruments, like the piano and the drums. \_\_\_\_\_ **is** very **talented** and **his** parents love him. \_\_\_\_\_ **works** hard to be a good musician.



2. **This is** Grace. \_\_\_\_\_ **likes doing** exercise. \_\_\_\_\_ **thinks** it is good for her body. \_\_\_\_\_ always **does exercise** in the mornings.

Grace **likes wearing** nice clothes. Grace's parents always tell **her** that exercise can help **her** look good. \_\_\_\_\_ **like helping** **Grace** be in good shape.

Grace **has** a dream. \_\_\_\_\_ **wants to be** a professional athlete. That's why \_\_\_\_\_ **works** very **hard**.





3. **These are** Sam and Nick. \_\_\_\_\_ **love** cats. \_\_\_\_\_ **think** it is very important to be nice to all animals.

**Sam's cat** is grey. \_\_\_\_\_ **likes** milk and \_\_\_\_\_ **loves playing** with a yellow ball of yarn. **Nick's cat** is yellow. \_\_\_\_\_ **likes** water and sweet bread. \_\_\_\_\_ **likes running** outside the house; in the garden.

**Sam and Nick are** very responsible for **their** cats' cleaning. \_\_\_\_\_ **always check** the house is clean in the mornings and at nights. \_\_\_\_\_ **know** \_\_\_\_\_ **can't let their cats** make the house dirty because \_\_\_\_\_ can be a big problem for all the family.





## Possessive Pronouns

Look and write toy words and draw lines to match.

b \_ \_ ll      b \_ \_ ll \_ \_ n

tr \_ \_ \_ n      b \_ \_ k \_ \_

r \_ \_ b \_ \_ t      b \_ \_ sk \_ \_ t b \_ \_ ll

pl \_ \_ n \_ \_      b \_ \_ \_ \_ t

m \_ \_ ns t \_ \_ r      c \_ \_ r

k \_ \_ t \_ \_      d \_ \_ ll






## Good to know note!

Possessive pronouns help you explain what things are yours! For example, you have a yellow colour.

You can say...

- This is **my** colour.
- This yellow colour is **mine!**

You are using different words, but the message is the same!



Look, read and write the words in the table.

mine    yours    his    hers    X    ours    yours    theirs

N.	Personal Pronoun	Possessive Pronoun	
1.	I	_____	This pencil is _____.
2.	You	_____	This dog is _____.
3.	He	_____	That robot is _____.
4.	She	_____	That doll is _____.
5.	It	_____	No possessive pronoun for _____.
6.	We	_____	These kites are _____.
7.	You	_____	These balloons are _____.
8.	They	_____	Those cars are _____.





### Read and write possessive pronouns.

1. I **have got** a bike. It's m \_ \_ e.
2. You **have got** a balloon. It's y \_ \_ \_ s.
3. Ben **has got** a red car. It's h \_ \_ s.
4. Ann **has got** a big doll. It's h \_ \_ \_ s.
5. It **hasn't got** a possessive form. X
6. My brother Dan and I **have got** a big robot. It's o \_ \_ \_ s.
7. Grace, Jill, you **have got** my toys. They are y \_ \_ \_ \_ s.
8. Kim and Lucy **have got** a collection of balls. It's t \_ \_ \_ \_ \_ s.



### Read, listen and choose the correct response. Correct response, put a tick. Incorrect response, put a cross (X).

1. This book is very interesting!  
 a) Yes, it's mine. \_\_\_\_\_  
 b) Yes, it is red. \_\_\_\_\_  
 c) No, it's for you. \_\_\_\_\_
2. **Boy:** Lucy, your pencil case!  
**Girl:** Oh, thank you Mark. But it's not mine. It's my sister's.  
**Boy:** Oh, really!?  
**Girl:** a) Yes, it's yours. \_\_\_\_\_  
 b) Yes, it's hers. \_\_\_\_\_  
 c) Yes, it's of me. \_\_\_\_\_







3. **Boy:** Wow, Sam. Your house is very big!

**Girl:** Oh, that is not my house. My cousins Grace and Kim, live there.

**Boy: a)** Oh, really? That house is yours.

**b)** Oh, really? That house is hers.

**c)** Oh, really? That house is theirs.

\_\_\_\_\_  
\_\_\_\_\_  
\_\_\_\_\_



4. **Boy:** Sue, there is a coin next to your backpack!

**Girl:** Thanks, Tom. I will tell my friend, Tony!

**Boy:** Tony? That coin is not yours?

**Girl: a)** No. It's yours.

**b)** No. It's mine.

**c)** No. It's his.

\_\_\_\_\_  
\_\_\_\_\_  
\_\_\_\_\_



### Look and practise.

- This grammar book is...



**Mine**



**Yours**



**His**



**Hers**



**It** = It has got no possessive form!



**Ours**



**Yours**



**Theirs**





Read, listen and write.

## School is great!


Today is my \_\_\_ first day at school. I walk around the playground and see colours everywhere. One of my friends studies here. Her \_\_\_ name is Alex. She sees me and shouts, "Tony, this is our \_\_\_ classroom!" I see the classroom and I think, "That classroom is so \_\_\_!?" Wow, it's very big!"

Alex tells me where our \_\_\_ books are and I ask, "Are those our \_\_\_ books?"

Alex responds, "No! You see the children with the green uniforms? Those books are for \_\_\_!"

Then she explains that shelf one, the one at the top, is our \_\_\_, so the yellow books are the ones for us.





I am looking for m \_\_\_ new pencils, but I can't find them, and then Alex tells me, "Here, you can use one of m \_\_\_ \_\_\_ \_\_\_! I have 5 pencils, so that's not a problem!"

It is lunch time now; we sit with other friends in a circle and put o \_\_\_ \_\_\_ lunch boxes in the middle. Everybody shows what things they will eat, and I do that too!

I can see a big red apple, I guess it is delicious, but I am not sure it's m \_\_\_ \_\_\_ \_\_\_. I am going to ask Anna, my new friend, I think it is h \_\_\_ \_\_\_ \_\_\_.





## Lesson 5. What are you doing?

Complete the sentences using *can* or *can't* to express ability.



1. Those lions \_\_\_\_\_ **walk** on the water.
2. That monkey \_\_\_\_\_ **climb** trees and it \_\_\_\_\_ **shout**.
3. This parrot \_\_\_\_\_ **speak**, but it \_\_\_\_\_ **swim**.
4. That zebra \_\_\_\_\_ **run** fast, but it \_\_\_\_\_ **climb** trees.
5. Those snakes \_\_\_\_\_ **jump** or **fly**.
6. These bears \_\_\_\_\_ **jump** high.
7. This giraffe \_\_\_\_\_ **eat** hamburgers.





### Look and order the words to make questions.

1. the / Can / dad / we / **go** / to / aquarium

\_\_\_\_\_ , \_\_\_\_\_ ?

2. Those / mum / elephants / of / a / picture / Can / **take** / I

\_\_\_\_\_ , \_\_\_\_\_ ?

3. Can / **have** / I / ice cream / for / an / lunch

\_\_\_\_\_ ?

4. the / zoo / with / Can / we / **go** / to / my / grandma

\_\_\_\_\_ ?

5. **take** / the / me / Can / shops / to / you

\_\_\_\_\_ ?

6. **need** / English / I / book / an

\_\_\_\_\_ .

### Look, read and circle the verbs red.

1. I don't like carrots. I prefer lettuce.

2. I love going to the cinema with my family.

3. Martha is playing with her toys.

4. Hippos can't swim fast.

5. My cat is sleeping on its bed.

6. I think salad is more delicious than soup.





Read and complete with your own ideas.

1. I **don't like** carrots. I **prefer** \_\_\_\_\_ or \_\_\_\_\_.
2. I **love going** to the park with \_\_\_\_\_ or \_\_\_\_\_.
3. My sister **is playing** with \_\_\_\_\_ and \_\_\_\_\_.
4. Hippos **can't** \_\_\_\_\_ or \_\_\_\_\_.
5. My cat **is playing** with \_\_\_\_\_ and \_\_\_\_\_.
6. I **think** chicken **is** more delicious than \_\_\_\_\_ or \_\_\_\_\_.

Read, listen and complete the conversation. Then practise it with a friend.

### First Day at School : )

**Boy:** What \_\_\_ your name?

**Girl:** Hi, my name \_\_\_ Anna.  
What \_\_\_ yours?

**Boy:** Well, my name \_\_\_ Tony.  
What \_\_\_ you **doing**?

**Girl:** I \_\_\_ **reading**. What \_\_\_ that?  
What \_\_\_ you **eating**?

**Boy:** Oh, I \_\_\_ **eating** an apple

**Girl:** Hey, \_\_\_ you **want to play** football?

**Boy:** Yes! **Let's go** to the playground. Some  
of my friends \_\_\_ **playing** there.

**Girl:** Great! **Let's go!**





## Good to know note!

Use verbs with the -ing ending to talk about actions or activities happening now that you are talking!!!

when you see a letter "e" at the end of a verb, erase it!!!



Write the verbs in brackets using the -ing ending.

- prepare** What **is** Alex **doing**?  
He **is** \_\_\_\_\_ i \_\_\_\_\_ a delicious sandwich.
- eat** What **are** your parents **doing**?  
They **are** \_\_\_\_\_ popcorn.
- drink / eat** What **is** Ben **doing**?  
He **is** \_\_\_\_\_ milk and  
\_\_\_\_\_ some biscuits.
- make** What **is** Grace **doing**?  
She **is** \_\_\_\_\_ i \_\_\_\_\_ a cake with her mum.
- write** What **is** your mum **doing**?  
She **is** \_\_\_\_\_ i \_\_\_\_\_ a shopping list.





Read the explanation and the example. Write questions.

## Good to know note!

**Have got** means the same as **have** – for possession.

Check that the arrows show you where to put the pronoun when making questions.



### Example 1.

**I** have got a car.      Have **you** got a car?



### Example 2.

**It** has got a tail.      Has **it** got a tail?



3. **We** have got a big house.

\_\_\_\_\_ a big house?



4. **He** has got a new TV.

\_\_\_\_\_ a new TV?



5. **They** have got an English dictionary.

\_\_\_\_\_ an English dictionary?







**Read, listen and complete the message. Then read and check true or cross false.**

Dear grandma,

I w\_\_ n t to tell you that I \_\_\_ fine and I want to t\_\_ll you a secret, too! I h\_\_ v\_\_ g\_\_t a plan for my mum's birthday!

This is my plan:

- m\_\_ k\_\_ some biscuits and a lemon pie.
- b\_\_ y a present for her, maybe a new blouse.
- d\_\_ c\_\_ r\_\_ t\_\_ the house with balloons.



My sister h\_\_ s g\_\_t some money, so she \_\_\_ buying some flowers and tickets for a movie now.

My dad and I \_\_\_ going to clean all the house, so when she gets back from work, she will have no cleaning to d\_\_!

Would you like to come home tonight?

It \_\_\_ going to be a great night!

Love,  
Anna

**True      False**

1. The girl is celebrating her grandma's birthday
2. The girl is decorating the house with flower.
3. If grandma comes to the house, there will be 5 people at home.
4. Mum is going to clean the house tonight.

___	___
___	___
___	___
___	___





# Lesson 6. They are spelling now!

## LESSON ADVERBS

### STAGE 1. READ AND MATCH THE SENTENCES WITH THE PICTURES.

1. He draws a lot of pictures.
2. She is listening Maroon 5 again.
3. They are spelling now.
4. Open here!
5. I feel good when I sit over there



### STAGE 1.1 LOOK AND READ.

An **ADVERB** describes a verb, an adjective or another adverb. It tell us how, where, when, how much and with what frequency.

#### WHERE

Again  
Now  
Now

#### WHERE

Here  
There

#### HOW MUCH

A lot  
Lots  
Too  
very





## STAGE 2. LOOK AT THE WORDS AND UNSCRAMBLE THEM TO MAKE SENTENCES.

1. things / I / to / have / of / a / find / lot

\_\_\_\_\_

2. very / love / I / you / much

\_\_\_\_\_

3. very / today / You / well / read

\_\_\_\_\_

4. my / again / write / I / to / friend

\_\_\_\_\_

5. place / now! / to / Go / your

\_\_\_\_\_

## STAGE 3. CIRCLE THE ADVERBS

1. Bobby is swimming today with his cousins.

2. Please stand here.

3. Lunch is served today at noon.

4. This cake is really nice.





**STAGE 4. LOOK AT THE ADVERBS AND WRITE THEM IN THE NEXT COLUMNS.**

AGAIN	HERE	A LOT	LOTS	NOW	THERE
		TODAY	TOO	VERY	

**WHEN**

**WHERE**

**HOW MUCH**

_____	_____	_____
_____	_____	_____
_____	_____	_____
_____	_____	_____
_____	_____	_____

**STAGE 5. LOOK AT THE SENTENCES AND WRITE THE BEST ADVERB.**

1. We play \_\_\_\_\_ badly.
2. This is \_\_\_\_\_ much work.
3. I am \_\_\_\_\_ tired.
4. I like this book \_\_\_\_\_ much.
5. I think you added \_\_\_\_\_ fast.





# Lesson 7. She loves trees and flowers!

## PART 1. Complete using *and*.

- A) Would you like some salad \_\_\_\_\_ chicken for lunch?
- B) I love painting trees, flowers \_\_\_\_\_ butterflies.
- C) I prefer autumn \_\_\_\_\_ winter from summer or spring.
- D) My favourite colours are purple, light blue \_\_\_\_\_ white.
- E) Hi Annie! This is my mom Sarah \_\_\_\_\_ this is Charlie my brother.

### 1.1 Circle the conjunction in each sentence.

It has one mouth *and* two eyes.

There are toys *and* pillows on my bed

My sister likes carrots, grapes *and* oranges.


I have one eraser, three pencils *and* one ruler.



### 1.2 Rewrite the last sentences changing the order.


- a) \_\_\_\_\_
- b) \_\_\_\_\_
- c) \_\_\_\_\_
- d) \_\_\_\_\_





**PART 2. Find the body parts in the puzzle.**

hand  
mouth  
elbow  
knee  
legs  
neck  
hair  
feet  
nose  
teeth  
arms



e l b o w f e e t n  
h a n d o a r m s e  
a n k l e t b p m u c  
i k a v e l b o w k  
r n o s e h d u c a  
u e q u a r t o e  
l e g s h r g h a n





**PART 3. Describe a friend colouring the key words. Then, say them to your class to guess.**

Draw here your classmate

*Long hair*

*Short hair*

*Tall*

*Short*

*Serious*

*Shy*

*Friendly*

*Kind*

**PART 4. Look at the shopping lists and write them as complete sentences.**

**1**

- eggs
- 1 onion
- cheese
- orange juice

**2**

- cereal
- milk
- 3 bananas
- sugar

**3**

- 1 pencil
- 1 black pen
- 3 markers
- 2 notebooks

**4**

- a cap
- 1 sweater
- 2 pairs of socks.

- 1) \_\_\_\_\_.
- 2) \_\_\_\_\_.
- 3) \_\_\_\_\_.
- 4) \_\_\_\_\_.





**PART 5. The cave. Complete the following ancient letter. There is a word to write that is not there. Can you find it?**

Dear friend,


If you are reading this, be careful \_\_\_\_\_ be quiet. I have just discovered a \_\_\_\_\_ (**smonert**) \_\_\_\_\_ it is dangerous!!!

If you enter to this \_\_\_\_\_ (**veca**) you will find it... It is huge, it has ten \_\_\_\_\_ (**yees**), one \_\_\_\_\_ (**huotm**), tree \_\_\_\_\_ (**ilsta**) \_\_\_\_\_ a big \_\_\_\_\_ (**aedh**).

Can you believe it?!

All you have to do is enter \_\_\_\_\_ put a necklace into its \_\_\_\_\_ (**nkce**). If you want to save the world, be brave, come into the cave \_\_\_\_\_ complete this mission.

GOOD LUCK!








# Lesson 8. The cake's on the table!

Look and find words for clothes, fruit, school, sports and animals.



Read and complete the sentences about the table.

1. There is **one** word about \_\_\_\_\_ .
2. There is **one** word about \_\_\_\_\_ .
3. There are **two** words about \_\_\_\_\_ .
4. There are **two** words about \_\_\_\_\_ .
5. There are **three** words about \_\_\_\_\_ .





Read, talk and write.

- How do you say...?




\_\_\_\_\_

- Where are they?



They are \_\_\_\_\_ the book.





- **When** do you use them?



I use my scissors \_\_\_\_\_ the classroom.

**Read, talk and write.**

- **How do you say...?**



-----





- **Where** is the girl?



She is \_\_\_\_\_ the park.

- **When** does she do her running?



She does it \_\_\_\_\_ morning.





Read, talk and write.

- How do you say...?




\_\_\_\_\_

- Where is it?



It is \_\_\_\_ the table.





- **Who** is eating some cake now?



A \_\_\_\_\_ is eating cake already.

**Look and complete. There is one example.**

1. Mark **has** a book **to** read.

- Mark **has something!**
- **What** is it?
- It is **a** b \_\_\_\_\_.

Here, we are talking about the **things Mark has.**

1.1 He **likes reading** books.

- Mark **likes something.**
- **What** is it?
- It is **r** \_\_\_\_\_ books.

Here, we are talking about the **things Mark likes.**

1.2. **Let's read** a book! Mark says **to his friends.**

- Mark **says something.**
- **What** is it?
- **L** \_\_\_\_\_ read!
- **Who** does he say it **to**?
- **To** his **f** \_\_\_\_\_.

Here, we are talking about **things Mark says.**





## Read and write about you.

1. I have a g \_ \_ \_ \_ to p \_ \_ \_ \_.

- I have something.
- **What** is it?
- It is a g \_ \_ \_ \_ to p \_ \_ \_ \_.

Here, I am talking about the **things I have**.

2. I like p \_ \_ \_ \_ ing videogames.

- I like something.
- **What** is it?
- It is p \_ \_ \_ \_ ing videogames.


Here, I am talking about **the things I like**.

3. Let's play videogames! I say to my cousins.

- I say something.
- **What** is it?
- L \_ \_ \_ ' \_ play videogames.
- **Who** do I say it to?
- **To** my c \_ \_ \_ \_ \_ \_ \_ \_ \_ \_ .

Here, I am talking about **things I say**.





Look and talk to a friend. Use the questions to describe the picture.

1. **How many** kids are **in** the red pencil house?

- **There are** \_\_\_\_\_ kids **in** there.

2. **What** is there **to ride** in the air?

- **There is** \_\_\_ yellow pencil plane \_\_\_ ride.

3. **What** is there **to write**?

- **There is** \_\_\_ big pink pencil \_\_\_ write.

4. **What** is there **to eat**?

- **There is** \_\_\_ red apple \_\_\_ eat.

5. **How many** cubes **to play** with are there?

- **There are** \_\_\_ cubes \_\_\_ play with.







Read and use the words to complete the text.

ride

cap

let's

to

throw

practice

play

build



Today is Tom's birthday. In this picture, he is wearing **a red** 1 \_\_\_\_\_. This morning, Tom said to his friends, "**Hey,** 2 \_\_\_\_\_ **play** in my room before the party starts. I have many **toys** 3 \_\_\_\_\_ **play** with."

And that's true! Tom has **a toy horse** to 4 \_\_\_\_\_, **a robot** to 5 \_\_\_\_\_ spelling, lots of **cubes** of different sizes to 6 \_\_\_\_\_ towers, **balls** to 7 \_\_\_\_\_, and many, many more **toys** to 8 \_\_\_\_\_ with.





in                    studying                    to                    likes  
let's                    playing                    on                    where


Tom **likes** 1 \_\_\_\_\_ **math**, that's the reason why there are numbers 2 \_\_\_\_\_ **the cubes**. He 3 \_\_\_\_\_ **counting fast**, but reading and 4 \_\_\_\_\_ **tennis** are his favourite activities.

At about 2:00 pm, Tom's mum calls, "Tom, 5 \_\_\_\_\_ are you? Where are your friends? Food is ready 6 \_\_\_\_\_ **the kitchen** and the living room is prepared, so we can start the party!"

Tom and his friends like eating and dancing, so they **went** quickly 7 \_\_\_\_\_ **the living room** to finish setting up the table, and then Tom says to his friends...

Hey, everyone, 8 \_\_\_\_\_ **prepare the table!!**






Look, read and answer the questions. Write one word answers.

“John, put the **spoons** next to the plates, Maria, put the **glasses** between the pancakes and the sodas, George, put the **napkins** in the glasses, and I will put the **cake** on the table.”

It looks like it is all ready, and I have my invitation card here! Let’s join Mark in his party!

Oh, I almost forgot, Mark’s family like singing Happy Birthday in Spanish, too!

How do you sing Happy Birthday in Spanish?



**What a problem!**

- |   |                                      |
|---|--------------------------------------|
| 1. <b>Where</b> are the spoons?         | _____ to the plates                  |
| 2. <b>Where</b> are the napkins?        | _____ the glasses                    |
| 3. <b>Where</b> is the cake?            | _____ the table                      |
| 4. <b>Who</b> likes singing in Spanish? | Tom’s _____                          |
| 5. <b>Who</b> can’t sing in Spanish?    | _____ can’t.                         |
| 6. <b>Where</b> are the glasses?        | _____ the pancakes and<br>the sodas. |



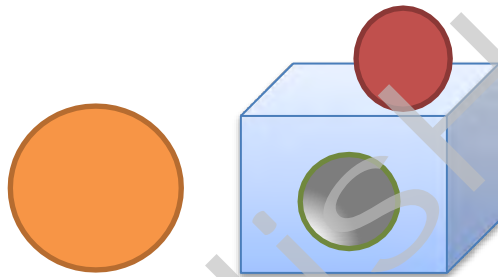


## Lesson 9. What is she doing?

**PART 1. Complete using *what* or *who*.**

- a) \_\_\_\_\_ is she doing?
- b) \_\_\_\_\_ is walking the dog?
- c) \_\_\_\_\_ is eating lunch?
- d) \_\_\_\_\_ time is it?
- e) \_\_\_\_\_ are you wearing?

**Look and complete the sentences.**



a) Where is the box?

**It is \_\_\_\_\_ the \_\_\_\_\_.**

b) Where is the big ball?

**It is \_\_\_\_\_ the \_\_\_\_\_.**

c) Where is the red ball?

**It is \_\_\_\_\_ the \_\_\_\_\_.**

d) Where is the gray ball?

**It is \_\_\_\_\_ the \_\_\_\_\_.**





## PART 2. Sports

Complete the questions using question words.

What / Which / When / Where

a) Harry: \_\_\_\_\_ is your favorite sport?

My favorite sport is basketball.

b) Sam: \_\_\_\_\_ do you practice baseball?

I always practice at the park.

c) Peter: \_\_\_\_\_ are you playing?

I am playing tennis.

d) Abby: \_\_\_\_\_ does the play start?

It starts at 12 o'clock.





**PART 3. Play the game: "WHO'S" making questions to your classmates.**

**Who's...**

eating food in class?

writing a message?

paying attention to the teacher?

reading a book?

talking with a friend?

holding a pencil?



**Now, write sentences about what you found out**

**Ej. Laura is eating an apple in class.**


1) \_\_\_\_\_

2) \_\_\_\_\_

3) \_\_\_\_\_

4) \_\_\_\_\_





**PART 4. Guess the scrambled word and match the columns.**

a) Whose \_\_\_\_\_ is this?

glevso

It **is** Bella's.

b) \_\_\_\_\_ ball is this?

amEm

It **is** Oliver's.

c) Whose teddy bear is that?

Julai

It **is** \_\_\_\_\_'s.

d) Whose \_\_\_\_\_ are those?

pcneil


They **are** William's.

e) Whose pancakes are these?

hoWes

They **are** \_\_\_\_\_'s.





PART 5. Complete the next text messages using only one word.

Hi Jordan!

I'm your friend Zack. \_\_\_\_\_ (how/what) are you? I really miss you. \_\_\_\_\_ (when/what) are you doing at this moment? I am playing football with my dad.

Do you remember \_\_\_\_\_ (when/who) it's my birthday? It is on December 25<sup>th</sup>!! You can come to my party at 3PM!!

See you

Zac

Hello Zack!

I'm fine, and \_\_\_\_\_? I am playing \_\_\_\_\_.

And \_\_\_\_\_ do you play football? I want to play there with you at your birthday party.

And do you remember \_\_\_\_\_ it's mine? It's on December 24<sup>th</sup> !!! Let's have an special party!

See you there.

Jordan

