



# New Faces

Sergio Velázquez

1



# New Faces

1

## **New Faces**

Serie Kidz

Libro EFL y preparación para exámenes internacionales estandarizados.

**Texto** Sergio Velázquez García

**Diseño** Araceli Vanessa Cruz Maya

**Edición** Renzo Arzate Nava

San Cristóbal, Ecatepec, Edo. Mex.

Primera Edición, Abril 2023.

Impreso en México por EnglishHouse México.

**[www.englishhouse.mx](http://www.englishhouse.mx)**

Esta obra tiene todos los derechos reservados. Se prohíbe la reproducción total o parcial sea cual fuere el medio, sin el consentimiento por escrito del titular de los derechos correspondientes.

EnglishHouse



# Contents

Introduction to New Faces.....	4
Unit 1. What's your name?.....	5
Unit 2. My family.....	18
Unit 3. My toys.....	33
Unit 4. Parts of the body.....	49
Unit 5. Community helpers.....	68



# Introduction to New Faces

Dear teacher,

Acquiring English as a Foreign Language involves the development of language skills.

The aim of this book is to provide First Grade students with useful vocabulary, structures and language related to their communication needs.

All the activities in this book are oriented to give First Grade students enough practice of the language – and they will have fun while acquiring it.

“If we give our students lots of practice of the language, they will become more confident in using it in real life situations.”



# Hello, what's your name?



Hello! I'm Ben.  
What's your  
name?

Hello, I'm Ann.



Paste your photo in the box. Then write your name on the line and say. Now ask your partners. Write 5 different names.

What's your name?

\_\_\_\_\_.

What's your name?

\_\_\_\_\_.

What's your name?


\_\_\_\_\_.

What's your name?

\_\_\_\_\_.

What's your name?

\_\_\_\_\_.



Hello, I'm \_\_\_\_\_.



# Numbers

Look and count.

0

ZERO

1

ONE

2

TWO

3

THREE

4

FOUR

5

FIVE

6

SIX

7

SEVEN

8

EIGHT

9

NINE

10

TEN

Colour, read and match.

one




1




three

ten



2



four

five



3



eight

two



4



seven

six



5



nine

6

7

8

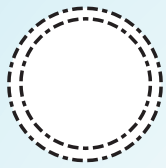
9

10

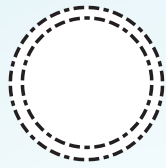


# Colours

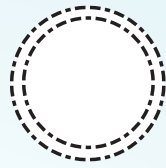
Read and colour.



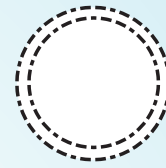
**Pink**



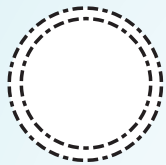
**Brown**



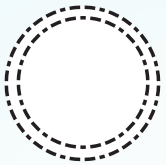
**Yellow**



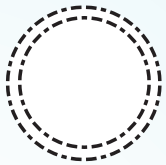
**Blue**



**Orange**



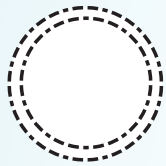
**White**



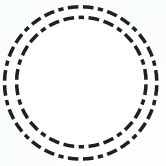
**Green**



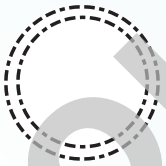
**Purple**



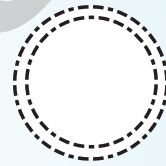
**Grey**



**Red**



**Sky Blue**



**Black**

Follow the instructions.

one - yellow

two - green

three - red

four - light pink

five - blue

six - orange

seven - pink

eight - purple

nine - dark green

ten - brown





# Colours and colours

Look and colour.



1 = green

4 = blue

7 = red

2 = brown

5 = yellow

8 = orange

3 = pink

6 = purple



# Unscramble

Write the numbers and match.

evnes

\_\_\_\_\_

10

ehret

\_\_\_\_\_

3

eno

\_\_\_\_\_

6

orfu

\_\_\_\_\_

4

tne

\_\_\_\_\_

7

tow

\_\_\_\_\_

5

thegi

\_\_\_\_\_

8

ixs

\_\_\_\_\_

2

inne

\_\_\_\_\_

9

ifev


\_\_\_\_\_

1




# At school

Complete the words.




r \_ \_ \_ r



c \_ l \_ \_ l \_ \_ r



b \_ \_ k



r \_ \_ \_ \_ r



n \_ \_ \_ \_ \_ k



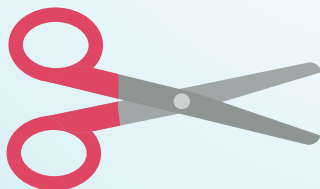
c \_ \_ \_ \_ \_ n \_



p \_ \_ \_ \_ l



m \_ \_ \_ \_ \_ r



s \_ \_ \_ \_ \_ s

# What colour is your backpack?

Read and answer the questions.

What is this?

This is my backpack.

What colour is it?

It's blue.



What is this?

This is a \_\_\_\_\_.

What colour is it? \_\_\_\_\_.



What colour is the backpack?

\_\_\_\_\_.

What colour is the ruler?

\_\_\_\_\_.



What colour is the backpack?

\_\_\_\_\_.

What colour is the book?

\_\_\_\_\_.



What colour is the backpack?

\_\_\_\_\_.

What colour is your backpack?

\_\_\_\_\_.






# I like drawing

Read and draw.

There is a red notebook.

There are seven blue crayons.



There are two orange books.



There are six purple rubbers.



There is a green calculator.

There are three pink scissors.



There are ten yellow rulers.

There are four brown markers.



# School material

Look and match.




There is a paintbrush.




There is a glue stick.

There is a backpack.



There are two notebooks.

There is a sharpener.



There is a pencil case.



There are some colour pencils.

There is a blackboard.



**Tell about your pencil case/bag.**

**What do you have in it?**

There is an orange marker.


There is a blue colour.

There is a yellow ruler.



# Actions

Look and write.



play  
run  
draw

read  
write  
sing

cut  
eat  
carry

drink  
paint  
clean



# I can

Talk to your friends.

What can the children in the picture do?



Read and write the verbs from page 14.


- I can \_\_\_\_\_ a book.
- I can \_\_\_\_\_ my homework.
- I can \_\_\_\_\_ a dragon.
- I can \_\_\_\_\_ in the garden.
- I can \_\_\_\_\_ with a ball.
- I can \_\_\_\_\_ my backpack.
- I can \_\_\_\_\_ a song.
- I can \_\_\_\_\_ my lunch.
- I can \_\_\_\_\_ water.
- I can \_\_\_\_\_ paper.





# Listening

Listen and colour.



# Reading

Read and mark X or ✓.

This is a bag.



This is a pencil.



This is a rubber.




This is a pencil case.



This is a ruler.



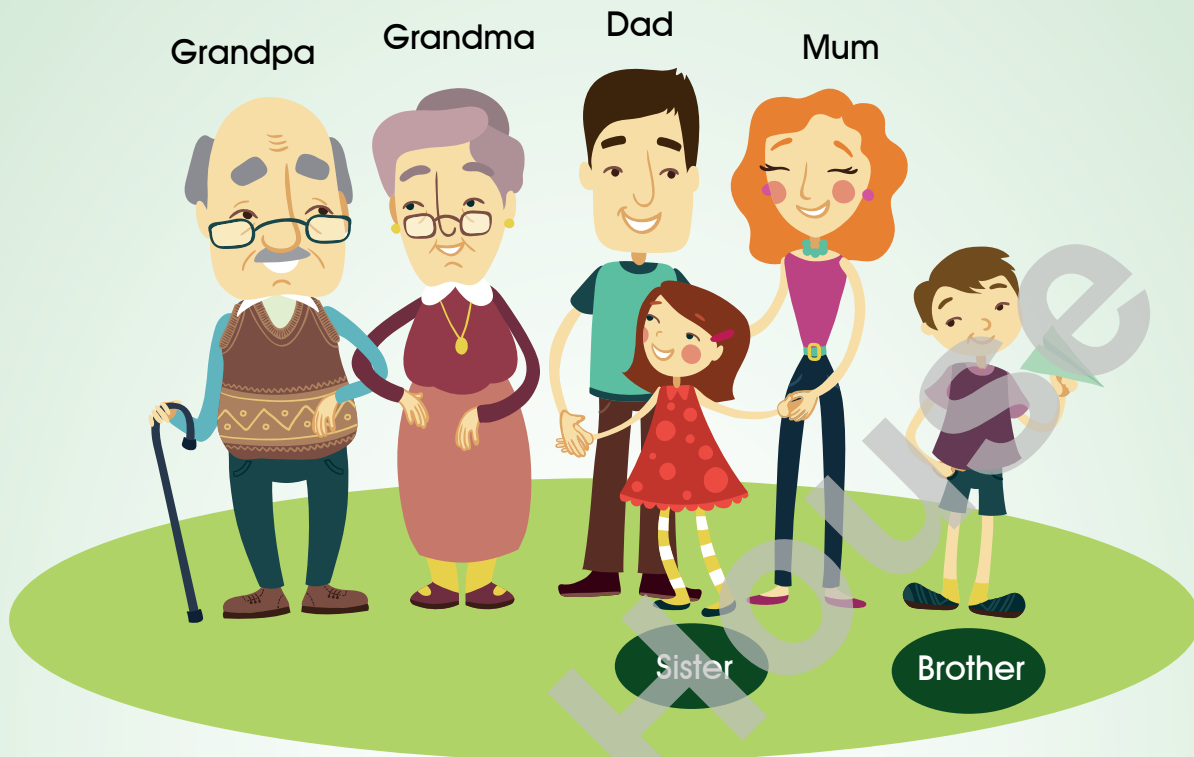
These are crayons.



This is a sharpener.



# My family



Draw a picture of your family here, then answer.



What is your mum's name?

\_\_\_\_\_.

What is your dad's name?

\_\_\_\_\_.

What is your grandma's name?

\_\_\_\_\_.

What is your grandpa's name?

\_\_\_\_\_.

What is your brother's name?

\_\_\_\_\_.

What is your sister's name?

\_\_\_\_\_.



# My house



Guest room



Studio



Bathroom



Bedroom



Living room



Hall



Dining room




Kitchen


## Look and answer.

1. Where is the blue mouse? It's in the \_\_\_\_\_.
2. Where is the green mouse? It's \_\_\_\_\_.
3. Where is the pink mouse? \_\_\_\_\_.
4. Where is the yellow mouse? \_\_\_\_\_.
5. Where is the red mouse? \_\_\_\_\_.
6. Where is the purple mouse? \_\_\_\_\_.
7. Where is the orange mouse? \_\_\_\_\_.


## Where are these things?



cupboard



sofa



table



chair



mirror




bed



clock



plant



flowers



# Where is it?


Read, answer and match.



Bathroom



Living room



Dining room

Where is the bed?  
In the \_\_\_\_\_.

Where is the mirror?  
In the \_\_\_\_\_.

Where is the sofa?  
In the \_\_\_\_\_.

Where is the fridge?  
In the \_\_\_\_\_.

Where are the flowers?  
In the \_\_\_\_\_.

Where is the bathtub?  
In the \_\_\_\_\_.


Where are the chairs?  
In the \_\_\_\_\_.



Bedroom



Kitchen



Garden

Look and tell.



The window is in  
the bedroom.



# Prepositions

Look and read.



Lucy is in the jar.







Lucy is on the jar.




Lucy is under the jar.

Listen to the instructions from the teacher and draw lines. Where are the school items?



# Food

Read and match. Then colour.



lettuce

broccoli

pepper

orange





grapes

apple


tomatoes

carrots



bananas

pear



# I like/ I don't like


Look, read and complete.



I don't like vegetables.



I like fruits.



Mmmm! I like \_\_\_\_\_.

Yuug! I don't like \_\_\_\_\_.



What about you?

\_\_\_\_\_  
\_\_\_\_\_





# Fruits everywhere

Unscramble the words. Write them in the boxes.

erap

palpe

utoconc

trbrwseyra






molen

negroa

asrgpe

amtwreleno

bnasana



# What fruit do you like?



What fruit do you like?

I like apples.

What colour is your apple?


It's \_\_\_\_\_.

What fruit do you like?

I like \_\_\_\_\_.

What colour are your bananas?

They are \_\_\_\_\_.



What fruit do you like?

\_\_\_\_\_.

What colour is your strawberry?

\_\_\_\_\_.

What fruit do you like?

I like \_\_\_\_\_.

What colour are your grapes?

\_\_\_\_\_.



What fruit do you like?

I like \_\_\_\_\_.

What colour is your watermelon?


\_\_\_\_\_.




# Where are they?

Read and draw.

The apple is on  
the table.




The banana is  
in the basket.



The orange is  
under the chair.




The grapes are  
on the book.




The carrot is on  
the table.




The potato is in  
the box.



The onion is  
under the table.



The tomato is on  
the ruler.



# I like food!

Read and draw lines.



I eat sandwiches.



I eat chocolate.


I eat watermelon.

I eat chicken.

I eat carrots.



I eat hamburgers.



I eat pizza.

I eat eggs.

Tell your class about the things you like eating.



# Actions

Read and write.



cook    eat    go    help

wash our hands    make

play    hug    drink    fish



have a picnic



# Daily activities

Look and tell what the girl does every day.



Read and underline the things you do.

I eat cereal with fruit.

I eat some vegetables.

I wash my hands.

I wash my face.

I go to sleep at night.

I play with a doll.

I go to school in the morning.

I do my homework.

I play with a ball.

I cut paper.

I have a picnic in the park.

I have lunch with my family.

I drink orange juice.

I help my mother in the kitchen.

I fish big salmons.

I hug my mum and dad.



# Listening

Listen and colour.



# Reading


Look and read.

Put a tick (✓) or a cross (X) in the box. There is one example.


Example:




This is an apple.




This is some lettuce.



This is a coconut.



This is a sandwich.



This is a tomato.





These are bananas.





# Listening

Listen and draw lines.



# My toys



Look and write the words.

teddy bear


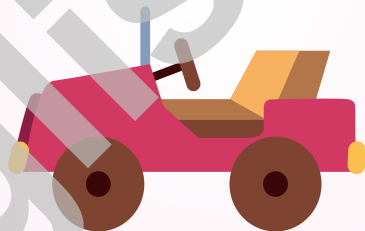
dollhouse

doll

car

boat

ball



# Where are my toys?

Look and complete.



Where are the dinosaurs?  
They are \_\_\_\_\_ the bed.  
Where is the ball?  
It's \_\_\_\_\_ the window.  
Where is the train?  
It's \_\_\_\_\_ the floor.  
Where are the colours?  
They are \_\_\_\_\_  
to the teddy bear.

Look and write.

What's in the train?



---

---

---



# Prepositions


Look and tell where the little owl is.



on



in




over



under



far



near



up



down

Look and complete.

The teddy bear is \_\_\_\_\_  
the box.

The ball is \_\_\_\_\_  
the box.

The blocks are \_\_\_\_\_  
the ball.

The toy car is \_\_\_\_\_  
the teddy bear.

The clown is \_\_\_\_\_  
the teddy bear.



# My favourite toy

Look, read and match.



My favourite toy is a kite.

My favourite toy is a doll.

My favourite toy is a toy plane.

I love to play with my train.

I love to play with my toy car.

I love to play with my teddy bear.

I enjoy riding my bike.




I enjoy playing with my drum.

I enjoy playing with my ball.

My favourite toy is a yo-yo.


What is your favourite toy?

\_\_\_\_\_.



# My pets

Look, read and write.



1. The boy is \_\_\_\_\_ the house.
2. The cat is \_\_\_\_\_ the house.
3. The bird is \_\_\_\_\_ the house.
4. The dog is \_\_\_\_\_ the house.
5. The horses are \_\_\_\_\_ the window.



# Where is my pet?

Read and complete.



Where is my dog?

It's \_\_\_\_\_ the cat.

Where are the ducks?

They're in the \_\_\_\_\_.

Where is the boy?

He's \_\_\_\_\_ the tree.

Where is the toy boat?

It's \_\_\_\_\_ the ducks.

Where is the parrot?

It's \_\_\_\_\_ the lamp.

Where is the grey cat?

It's \_\_\_\_\_ the couch.

Where is the orange cat?

It's \_\_\_\_\_ the sofa.

Where is the flower?

It's \_\_\_\_\_  
the pot.



# Who is who?

Read and match.



Pat has a cute bunny.



Tom has three pets.



Ben has a green frog.



Bill has a little dog.




Lucy has a small cat.





# My family and my pet

Read and underline the names. Then look and write a name on each line.



This is my family. I'm Bill, I'm the brother. She's my sister Anna. My mum is Sue. My dad is Tom. You can see my grandparents Nick and May. That lovely dog is our pet Scotty.

Hi, I'm Lucy and this is my family. She is my mum Grace and he is my dad Nick. These are our cute pets. The kitten is Snowy and the puppy is Brownie.



I'm Alex, the sister. These are my brothers Tony and Hugo. You can see our dad Sam and our mum Kim. The little baby is my brother Ben. We have two pets: a dog called Stripes and a cat called Tiger, but he is not here.

Can you draw it?  
We are a happy family.



# What is your favourite toy?

Read and answer the questions. Then interview some friends.

What is your favourite toy?

It's my bike.

What colour is your bike?

It's \_\_\_\_\_.

What is your favourite toy?

It's my \_\_\_\_\_.

What colour is it?

\_\_\_\_\_.



## Interview your friends.

What is your favourite toy?

\_\_\_\_\_.

What colour is it?

\_\_\_\_\_.

What is your favourite toy?

\_\_\_\_\_.

What colour is it?




\_\_\_\_\_.

What is your favourite toy?

\_\_\_\_\_.

What colour is it?


\_\_\_\_\_.




# I like drawing

Read and draw.

The puppy is in the house.




The rabbit is under the tree.



The kitten is in the basket.




The grapes are on the book.




The frog is in the water.




The horse is on the grass.



The cat is on the bed.



The dog is under the table.



# Playing

Read and match.



She plays on the computer.




He plays with a boat.

They play in the water.



They play a ball game.



He plays with a ball.

He rides his bike.



They play with blocks.



She walks with her dog.



I have a new soccer ball.

I like to play soccer.



# Actions

Look and write the words.



-----



-----



-----



-----



-----



-----



-----



-----



-----



-----



-----



-----

hug  
sing  
fly a kite

jump  
feed

play basketball  
fish  
play baseball

ride  
make  
paint  
catch



# In the park

Look and describe the picture – what can you see?



Read and look. Then put a tick or a cross in each box.

A boy is playing with a toy boat.



A girl has a swing.



A boy is jumping the rope.



A girl is running with her dog.



A girl is painting under the tree.



A boy is on a tree.



Two boys are playing with a ball.



A boy is reading a book.



What do you like doing when you go to the park?

---

---

---



# Listening

Listen and draw lines.

Tom

Robert

Javier



Tiffany


Mary




# Reading

Look and read.


Put a tick (✓) or a cross (X) in the box. There are two examples.




This is a balloon.




This is a cow.




This is a car.



This is a ball.



This is a bike.



This is a kite.





This is a doll.





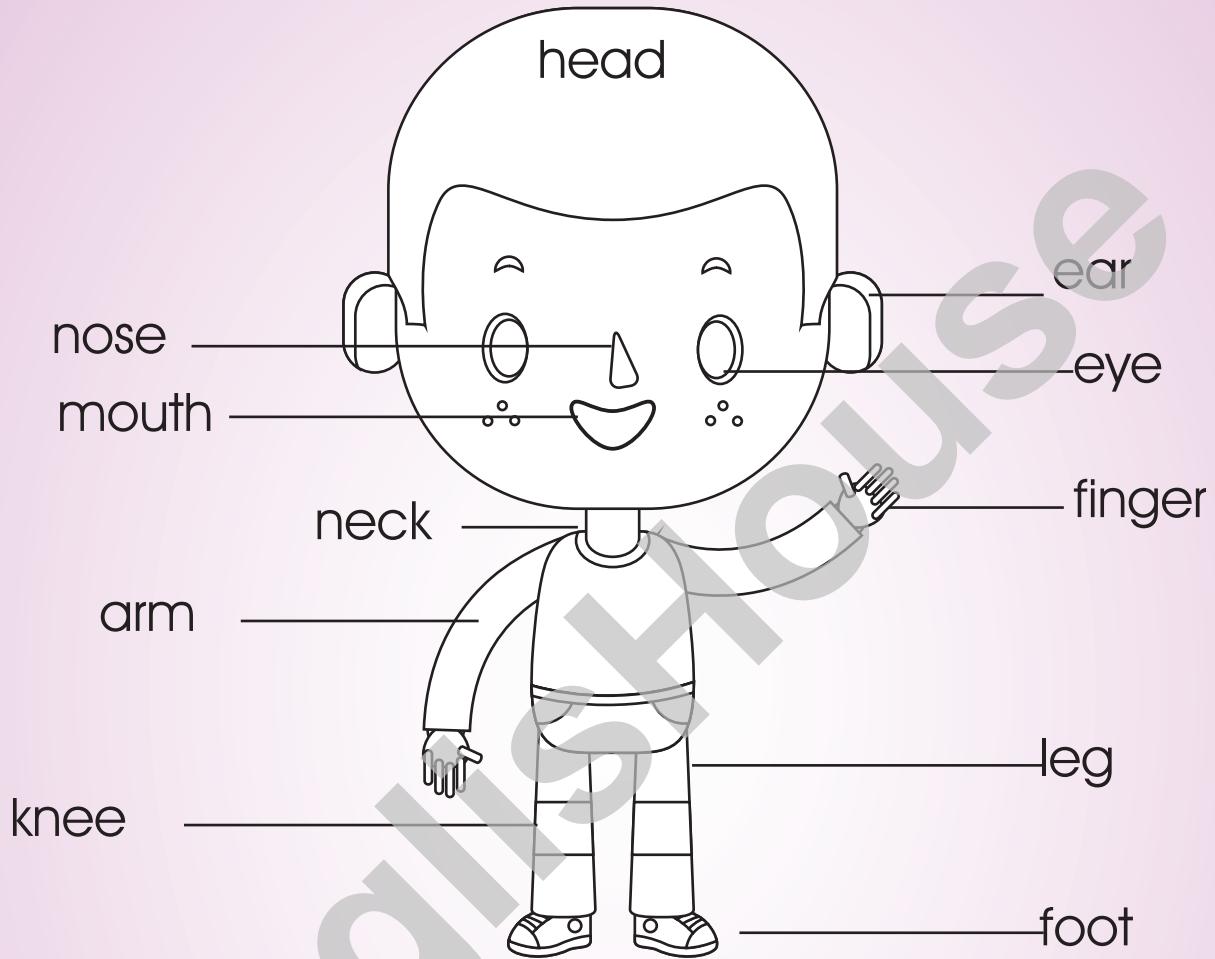
# Listening

Listen and draw lines.



# Parts of the body

Look and trace. Then colour and write.



# We are different

Read and colour.



They are blue eyes.




They are green eyes.




They are dark eyes.



They are brown eyes.



She has long red hair.



She has short black hair.



She has dark hair.




It is a big red nose.




It is a little nose.

Now draw and colour your face.



# Feelings

Look and complete the words.



s \_ \_ \_



s \_ \_ \_ \_ \_



a \_ \_ \_ \_



h \_ \_ \_ \_



s \_ \_ \_ \_ \_

Look, read and complete.



It is raining. I can't play.  
I'm \_\_\_\_\_.



# Feelings

Read, look and complete.



When I run and run, I feel...

\_\_\_\_\_.



Lunch time is great. I feel...

\_\_\_\_\_.

It's a very sunny day. I feel...

\_\_\_\_\_.



My kitten is sick. I feel...

\_\_\_\_\_.



# I feel . . .

Read and draw the faces.



I'm happy.



I'm sad.




I'm sleepy.



I'm afraid.



I'm angry.




I'm hot.



# Farm animals



Read and complete. Then colour.

This is an orange ch \_\_\_\_\_ . This is a grey r \_\_\_\_\_ .





This is a white c \_\_\_\_\_  
with black spots.



This is a yellow d \_\_\_\_\_ .



This is a brown h \_\_\_\_\_ . This is a pink p \_\_\_\_\_ .









This is a white s \_\_\_\_\_ . This is a grey g \_\_\_\_\_ .



# How many animals are there?

Look, count and write a number.



Write sentences using "There is" or "There are".

1. There are two sheep.                      4. \_\_\_\_\_.

2. \_\_\_\_\_ .                      5. \_\_\_\_\_ .

3. \_\_\_\_\_ .                      6. \_\_\_\_\_ .





# Where are they?

Look and write sentences.



1. \_\_\_\_\_

2. \_\_\_\_\_

3. \_\_\_\_\_


4. \_\_\_\_\_



# Count and count

Read, colour and complete the sentences.


There are \_\_\_ brown horses. There are \_\_\_ light brown  
There are \_\_\_ pink pigs. hens.  
There are \_\_\_ purple There are \_\_\_ yellow sheep.  
rabbits. There are \_\_\_ grey goats.  
There are \_\_\_ green There are \_\_\_ black and  
roosters. white cows.



# What does it do?

Look, read, complete and match.

The \_\_\_\_\_ eats grass.




The \_\_\_\_\_ jumps happily.




The \_\_\_\_\_ runs in the field.



The \_\_\_\_\_ sits on the nest.





The \_\_\_\_\_ swims in the pond.



# My family's farm


Read and underline the farm animals. Then colour the pictures.

Hi, my name is Alex. I help on the farm every day. I take care of the cows. This is my favourite cow. It has got a nice brown colour.




This is my family's farm. There is a brown cow. It gives us milk. There are two yellow chickens and there is a brown pig. It plays with me.

Sometimes I feed the chickens. Look, they are very small yellow chickens.



I have got a pig. It is a good friend. It is brown. I like to ride on it. It is very strong.

I have got a brown horse too. It is my favourite animal on the farm. I ride it every morning.



# How are you?

Look, read and complete using the words below.

scared

thirsty

happy

sad


How is Bill?

He's \_\_\_\_\_.

Why?

He's got a cute

\_\_\_\_\_.



How is Dan?

He's \_\_\_\_\_.

Why?

He ran for hours and there was  
no \_\_\_\_\_.




How is Jenny?

She's \_\_\_\_\_.

Why?

Because her \_\_\_\_\_ is

\_\_\_\_\_.




How is Susie?

She's \_\_\_\_\_.

Why?

Because she saw a


\_\_\_\_\_.



# I like drawing

Read and draw.

There are three orange chickens.




There is a brown cow.



There are two angry pigs.




There are four green ducks.




There are five yellow goats.




There is a sleepy horse on the grass.



There is a blue cat on the tree.



There is a red dog under the car.



# What do they do?

Read, look and match.




The cow eats grass.




The goat runs on the farm.

The cat plays with a ball of yarn.




The hens eat corn.



The pig plays on the farm.



The sheep walks on the field.



The rabbit eats carrots.

The duck swims in the pond.



# Actions

Look and write.



d \_ \_ \_



e \_ \_



f \_ \_ \_



f \_ \_ \_



s \_ \_



w \_ \_ \_



s \_ \_ \_



d \_ \_




r \_ \_



f \_ \_



r \_ \_ \_



s \_ \_ \_

sleep  
fly

dig  
swim

eat  
drink

ride  
fish

sit  
walk


run  
feed





# A math goat

Solve the subtractions. Then follow the colouring pattern.



0 = grey

1 = orange

2 = yellow

3 = blue

4 = green

1 = red

2 = yellow

3 = blue

4 = green

5 = orange


6 = purple

7 = brown



# Listening

Listen and colour. There is one example.




# Reading

Look and read.

Put a tick (✓) or a cross (X) in each box. There is one example.



This is a cow.




This is a donkey.



This is a horse.



This is a pig.



This is a rabbit.




This is a duck.



# Reading

Read and look. Then write YES or NO.  
There is one example.



There are two chickens.

NO

There is one pig.

There are five animals.

The cow is sleeping.

The chicken is next to the sheep.

The horse is grey.

The pig is behind the cow.



# Community helpers

Look and label the pictures.



t \_\_\_\_\_



v \_\_\_\_\_



c \_\_\_\_\_



d \_\_\_\_\_



f \_\_\_\_\_



f \_\_\_\_\_



p \_\_\_\_\_  
o \_\_\_\_\_



n \_\_\_\_\_



p \_\_\_\_\_



# More jobs

Read, look and write.



She is an

\_\_\_\_\_.



She is an

\_\_\_\_\_.



He is a

\_\_\_\_\_.



He's a good

\_\_\_\_\_.



He is a

\_\_\_\_\_.



He is a

\_\_\_\_\_.



\_\_\_\_\_.

\_\_\_\_\_.



\_\_\_\_\_.

\_\_\_\_\_.



\_\_\_\_\_.

\_\_\_\_\_.

librarian  
lifeguard

dentist  
bus driver

taxi driver

astronaut  
artist

pilot  
waiter



# We need everyone

Look, read and match.



The lifeguard takes care of people at the beach.



The dentist takes care of our teeth.

The vet takes care of sick animals.



The librarian helps us at the library.



The police officer helps people in the street.

The doctor takes care of sick people.



The nurse helps doctors.

The firefighter puts out fires.



# Who can help me?

Look, read and complete.



The \_\_\_\_\_ teaches us at school. She helps us to study.



The \_\_\_\_\_ takes care of me when I don't feel good. He helps me to be healthy.



The \_\_\_\_\_ takes care of my teeth. He checks my teeth twice a year and fixes the ones that are not OK.

The \_\_\_\_\_ helps me find different books in the library. She tells me where I can find the information I need.






# Places

Look, read and complete with a place name.

This is a big  
f \_\_\_\_\_.  
A farmer works here.



This is a b \_\_\_\_\_.  
A lifeguard works  
here.



This is a p \_\_\_\_\_.  
A police  
officer works here.



This is a s \_\_\_\_\_.  
A teacher works  
here.



This is an  
a \_\_\_\_\_.  
A pilot works here.



This is a f \_\_\_\_\_.  
A firefighter  
works here.



This is a  
p \_\_\_\_\_.  
Mailmen work here.



This is a r \_\_\_\_\_.  
Chefs and waiters  
work here.



This is a h \_\_\_\_\_.  
Doctors work here.



# Places and workers

Read and complete. Then look and match.



The doctor works in the

\_\_\_\_\_.



The firefighter works in the

\_\_\_\_\_.



The lifeguard works at the

\_\_\_\_\_.



The police officer works in the

\_\_\_\_\_.



The mailman works in the

\_\_\_\_\_.




The nurse works in the

\_\_\_\_\_.



The teacher works in the

\_\_\_\_\_.



# Who is he/she?

Look, read and complete.



Who is he?

He is a \_\_\_\_\_.

Where does he work?

He works in a \_\_\_\_\_.

Who is he?

He is a \_\_\_\_\_.

Where does he work?

\_\_\_\_\_ works in a \_\_\_\_\_.



Who is he?

\_\_\_\_\_ is a \_\_\_\_\_.

Where does he work?

\_\_\_\_\_ works on a \_\_\_\_\_.



Who is he?

\_\_\_\_\_ is a \_\_\_\_\_.

Where does he work?

\_\_\_\_\_ works in a \_\_\_\_\_.



Who is she?

\_\_\_\_\_ is a \_\_\_\_\_.

Where does she work?

\_\_\_\_\_ works in a \_\_\_\_\_.



Who is she?

\_\_\_\_\_ is a \_\_\_\_\_.

Where does she work?

\_\_\_\_\_ works in a \_\_\_\_\_.



# What does he do?

Look, read, complete and match.

The \_\_\_\_\_ drives a bus.



The \_\_\_\_\_ checks our teeth.

The \_\_\_\_\_ grows vegetables.



The \_\_\_\_\_ flies planes.



The \_\_\_\_\_ delivers letters.



The \_\_\_\_\_ makes paintings.



# When I grow up

Read and underline the community helpers.

When I grow up, I want to be...

A brave firefighter!

I could use a hose to put out fires.

I like to be wet. It's a good job for me.



My sister Anna wants to be a teacher.

She likes to write on the board.

Teachers always write on boards.



I could be a doctor too.

I'd like to carry that brown bag with many things to work with.

Everybody loves doctors.



My sister Lucy could be a great vet.


She loves animals and they love her too.



# I like drawing

Read and draw.

The bus driver is  
on the bus.




The teacher is  
near the board.



The mailman is  
next to the car.




The doctor is in  
the car.



The pilot is near  
the plane.




The dentist is next  
to the chair.



The nurse is next  
to the doctor.



The firefighter is on  
the roof.



# Firefighters

Look, read and match.



They drive very fast to get to a house on fire.




They carry ladders and hoses.




They are ready to help us.



They use water to put out the fire.



They work near the fire.



They have a dog pet.



They drive a fire truck.



They need to use a lot of water.



# Actions

Look and write the words.



w \_ \_ \_



p \_ \_ \_



c \_ \_ \_



r \_ \_ \_



b \_ \_ \_



d \_ \_ \_



h \_ \_ \_



g \_ \_ \_



g \_ \_ \_



h \_ \_ \_



f \_ \_ \_  
s \_ \_ \_



t \_ \_ \_  
c \_ \_ \_

work  
brush  
give

plant  
help  
feel sick

check  
take care  
hear




drive  
grow  
read





# What do you use in your work?

Match the workers with their tools.



Talk to your friends about the tools the workers use.


Example

- The firefighter wears a helmet.
- The police officer drives a police car.



# Reading

Read and look. Then write YES or NO. There are two examples.



## Examples

There are four children.

NO

There are three children.

YES

## Questions

One boy is eating a cookie.

The girl has got brown hair.

There are ten butterflies.

A boy is playing he is "The fireman."

There are two girls.

\_\_\_\_\_

\_\_\_\_\_

\_\_\_\_\_

\_\_\_\_\_

\_\_\_\_\_



# Reading

Read and look. Then put a tick (✓) or a cross (X) in each box. There are two examples.



This is a waiter.



This is a fireman.



This is a nurse.



This is a pilot.



This is a vet.



This is a teacher.



This is a doctor.



This is a dentist.



# Listening

Listen and match the names with the cats.

Chelsea

Snowy

Tiger

Mist



Blue

Memphis

Ghost



EnglishHouse

# DIPLOMA



For his / her brilliant performance  
in the New Faces Course

**CONGRATULATIONS**



